

PRODUCT MONOGRAPH

PrMEKINIST®

Trametinib Tablets

0.5 mg and 2 mg

ATC Code: L01XE23
Protein Kinase Inhibitor

Novartis Pharmaceuticals Canada Inc.
385 Bouchard Blvd.
Dorval, Quebec
H9S 1A9

Date of Revision:
September 21, 2018

Submission Control No: 213580

MEKINIST is a registered trademark

TABLE OF CONTENTS

	PAGE
PART I: HEALTH PROFESSIONAL INFORMATION.....	3
SUMMARY PRODUCT INFORMATION	3
INDICATIONS AND CLINICAL USE.....	3
CONTRAINDICATIONS	5
WARNINGS AND PRECAUTIONS.....	5
ADVERSE REACTIONS	15
DRUG INTERACTIONS.....	31
DOSAGE AND ADMINISTRATION.....	32
OVERDOSAGE	35
ACTION AND CLINICAL PHARMACOLOGY	36
STORAGE AND STABILITY.....	39
DOSAGE FORMS, COMPOSITION AND PACKAGING.....	39
PART II: SCIENTIFIC INFORMATION	41
PHARMACEUTICAL INFORMATION	41
CLINICAL TRIALS.....	42
DETAILED PHARMACOLOGY.....	58
SAFETY PHARMACOLOGY	58
TOXICOLOGY	59
REFERENCES	62
PART III: CONSUMER INFORMATION.....	63

PrMEKINIST®

Trametinib Tablets

PART I: HEALTH PROFESSIONAL INFORMATION

SUMMARY PRODUCT INFORMATION

Route of Administration	Dosage Form / Strength	Clinically Relevant Nonmedicinal Ingredients
Oral	Tablet/ 0.5 mg and 2 mg	No clinically relevant nonmedicinal ingredients. <i>For a complete listing see the DOSAGE FORMS, COMPOSITION, AND PACKAGING section.</i>

INDICATIONS AND CLINICAL USE

Unresectable or Metastatic Melanoma

MEKINIST (trametinib) is indicated, as a monotherapy or in combination with dabrafenib, for the treatment of patients with unresectable or metastatic melanoma with a BRAF V600 mutation.

- Clinical data supporting the effectiveness of MEKINIST monotherapy for the treatment of patients with BRAF V600K mutation are limited and fewer responses were reported in BRAF V600K patients compared to BRAF V600E patients (see PART II, CLINICAL TRIALS). There are no clinical data for other less common BRAF V600 mutations.
- MEKINIST monotherapy should not be used in patients who have progressed on a prior BRAF inhibitor therapy (see WARNINGS AND PRECAUTIONS, General and PART II, CLINICAL TRIALS).
- MEKINIST monotherapy has not been compared with a BRAF inhibitor in a clinical study in patients with unresectable or metastatic melanoma (see WARNINGS AND PRECAUTIONS, General).
- MEKINIST in combination with dabrafenib is not recommended in patients who have previously progressed on a BRAF inhibitor due to its limited efficacy in patients who progressed on dabrafenib monotherapy (see WARNINGS AND PRECAUTIONS).

Adjuvant treatment of melanoma

MEKINIST (trametinib), in combination with dabrafenib, is indicated for the adjuvant treatment of patients with melanoma with a BRAF V600 mutation and involvement of lymph node(s), following complete resection.

- The indication is based on relapse-free survival (RFS) demonstrated in a randomized, placebo-controlled Phase III trial. Overall survival (OS) benefit has not been confirmed (see CLINICAL TRIALS).
- Clinical data supporting the effectiveness of MEKINIST in combination with dabrafenib are limited to patients with BRAF V600E or BRAF V600K mutations. There are no clinical data for other less common BRAF V600 mutations.

Metastatic Non-Small Cell Lung Cancer (NSCLC)

MEKINIST (trametinib) in combination with dabrafenib, is indicated for the treatment of patients with metastatic non-small cell lung cancer (NSCLC) with a BRAF V600 mutation.

- Effectiveness is based on overall response rate (ORR). Prolongation of progression-free survival (PFS), overall survival (OS) and improvement in quality-of-life has not been demonstrated (see Part II, CLINICAL TRIALS).
- Clinical data supporting the effectiveness of MEKINIST in combination with dabrafenib are limited to patients with a BRAF V600E mutation.

A validated test is required to identify BRAF V600 mutation status of melanoma and NSCLC tumours.

When MEKINIST is used in combination with dabrafenib, see also the dabrafenib Product Monograph.

Geriatrics (≥ 65 years of age)

No overall differences in effectiveness of MEKINIST were observed between elderly patients (≥ 65 years) and younger patients. However, permanent discontinuation and dose reductions/interruptions of MEKINIST were reported more frequently in elderly patients treated for unresectable or metastatic melanoma than in younger patients (see WARNINGS AND PRECAUTIONS, Special Populations and ADVERSE REACTIONS, Clinical Trial Adverse Drug Reactions).

Paediatrics (< 18 years of age)

The safety and efficacy of MEKINIST have not been established in children and adolescents less than 18 years of age (see WARNINGS AND PRECAUTIONS, Special Populations). Toxicology studies in juvenile rats showed decreased bone growth, corneal dystrophy and a delay in sexual maturation (see PART II, TOXICOLOGY). MEKINIST is not recommended for use in children and adolescents (see WARNINGS AND PRECAUTIONS, Special Population).

CONTRAINDICATIONS

MEKINIST is contraindicated in patients who are hypersensitive to trametinib or to any ingredient in the formulation or component of the container. For a complete listing of the ingredients, see the DOSAGE FORMS, COMPOSITION AND PACKAGING section of the Product Monograph.

WARNINGS AND PRECAUTIONS

When MEKINIST is used in combination with dabrafenib, **also consult the dabrafenib Product Monograph** for important warnings and precautions for dabrafenib in regard to secondary malignancies, non-infectious febrile events, decreased efficacy of oral contraceptives, valve abnormalities, QTc prolongation, hyperglycaemia, pancreatitis, uveitis, effects on fertility in males, renal failure, teratogenicity and use in paediatrics, geriatrics, moderate or severe hepatic impairment or severe renal impairment.

Serious Warnings and Precautions

MEKINIST tablets should be prescribed by a physician experienced in the administration of anti-cancer agents.

The following are significant adverse drug reactions identified in clinical trials conducted with MEKINIST:

- Left ventricular dysfunction (see Cardiovascular section below)
- Retinal pigment epithelial detachment and retinal vein occlusion (see Ophthalmologic section below)
- Interstitial lung disease (see Respiratory section below)
- Skin toxicity including serious cases (see Skin section below)
- Venous Thromboembolism (see Cardiovascular below)
- Major haemorrhagic events (see Haematologic below)

In addition to the above events, the following are significant adverse drug reactions identified in clinical trials conducted with MEKINIST in combination with dabrafenib:

- Non-infectious febrile events (see General below and the dabrafenib Product Monograph)

General

BRAFV600 Testing: Confirmation of BRAF V600 mutation in a tumour biopsy using a validated test is required for selection of patients appropriate for treatment with MEKINIST.

MEKINIST monotherapy has not been compared with a BRAF inhibitor in a clinical study in patients with BRAF V600 mutation positive unresectable or metastatic melanoma. However, overall response rates were lower in patients treated with MEKINIST than those reported in patients treated with BRAF inhibitors.

Prior BRAF Inhibitory Therapy: MEKINIST monotherapy was not effective in patients with BRAF V600 mutation positive unresectable or metastatic melanoma who progressed on a prior BRAF inhibitor therapy (see PART II, CLINICAL TRIALS). MEKINIST monotherapy should not be used in this patient population.

The combination of MEKINIST and dabrafenib demonstrated limited clinical activity in patients who had progressed on dabrafenib monotherapy and is not recommended for patients who have progressed on a prior BRAF inhibitor. Of 43 patients in a phase I/II study who crossed over from dabrafenib monotherapy to the combination of MEKINIST plus dabrafenib following progression, only 9 % (95% CI: 2.6, 22.1) had an ORR and the median PFS was 3.6 months (95% CI: 1.8, 3.9).

Pyrexia and Serious Non-Infectious Febrile Events: MEKINIST increases the incidence and severity of pyrexia associated with dabrafenib when used as a combination therapy. Refer to the dabrafenib Product Monograph for further details on these events. See Table 9 (DOSAGE and ADMINISTRATION) for dose modifications of MEKINIST in patients who have serious non-infectious febrile events while on the combination therapy.

Brain Metastases: The safety and efficacy of the combination of MEKINIST and dabrafenib has not been evaluated in patients with a BRAF V600 mutation-positive melanoma which has metastasized to the brain. Three patients who developed brain metastases while on treatment with MEKINIST in combination with dabrafenib in phase III trials experienced fatal cerebral haemorrhage (see WARNINGS AND PRECAUTIONS, Haematologic).

Carcinogenesis and Mutagenesis

Carcinogenicity studies have not been performed with trametinib.

There was no indication for a genotoxic potential of trametinib after testing in standard *in vitro* assays and *in vivo* in rats (see PART II, TOXICOLOGY).

Secondary malignancies have occurred in patients receiving combination therapy with dabrafenib and MEKINIST.

Cardiovascular

Left Ventricular Dysfunction: MEKINIST has been reported to decrease left ventricular ejection fraction (LVEF) (see ADVERSE REACTIONS). In clinical trials with patients treated with MEKINIST at the recommended dose, patients with abnormal left ventricular ejection fraction were excluded.

In the randomized clinical study in patients with unresectable or metastatic melanoma, cardiac adverse events including decreased LVEF, left ventricular dysfunction, and cardiac failure were reported in 8% patients treated with MEKINIST monotherapy whereas none was reported in patients in the chemotherapy arm. In clinical trials with MEKINIST monotherapy, the median time to onset of left ventricular dysfunction and decreased LVEF was 58.5 (range: 16-

526) days. Cardiac failure, left ventricular dysfunction or decreased LVEF leading to dose interruption was reported in 5% of patients, and leading to dose reduction in 3% of patients. MEKINIST was permanently discontinued in 2% of patients due to the cardiac adverse events.

In a phase III clinical study of MEKINIST in combination with dabrafenib compared to dabrafenib monotherapy in unresectable or metastatic melanoma, cardiac-related events (LVEF reduction and/or cardiac failure) were reported in 6% (12/209) of patients treated with combination therapy. Cardiac related events led to dose interruption of both drugs in 5% (10/209) of patients in the combination arm, with subsequent dose reduction of MEKINIST in two of these patients. Three patients discontinued therapy due to AEs of LVEF reduction (see ADVERSE REACTIONS, Clinical Trial Adverse Drug Reactions). The median time to onset of the first occurrence of left ventricular dysfunction, cardiac failure and LVEF decrease in patients treated with MEKINIST in combination with dabrafenib was 157 (range: 28-758) days.

In a phase III trial in the adjuvant treatment of melanoma, cardiac-related events (LVEF reduction and/or cardiac failure) were reported in 5% (22/435) of patients treated with MEKINIST in combination with dabrafenib and in 2% (7/432) of patients who received placebo. The median time to onset of cardiac-related events was 81 days in the combination arm compared to 168 days in the placebo arm. Three patients (0.7%) discontinued treatment in the combination arm due to cardiac-related events.

In the NSCLC phase II study, cardiac-related events (LVEF reduction and/or cardiac failure) were reported in 9.7% (9/93) of patients treated with MEKINIST in combination with dabrafenib. The median time to onset of the first occurrence of cardiac-related events was 9.7 (range 1.4 to 27.2) months.

LVEF should be evaluated in all patients prior to initiation of treatment with MEKINIST with a recommendation of periodic follow-up within 8 weeks of initiating therapy. LVEF should continue to be evaluated during treatment with MEKINIST as clinically appropriate. MEKINIST is not recommended in patients with decreased LVEF at baseline. Dose modifications for managing decreased LVEF/left ventricular dysfunction are outlined in Table 7 (see DOSAGE AND ADMINISTRATION). MEKINIST should be permanently discontinued if left ventricular dysfunction cannot be resolved within 4 weeks after interruption of MEKINIST treatment or is of \geq Grade 3 (see DOSAGE and ADMINISTRATION, Dose Modifications). MEKINIST should be used with caution in patients with conditions that could impair left ventricular function.

Venous Thromboembolism: Deep vein thrombosis (DVT) and pulmonary embolism (PE) can occur with MEKINIST. Across clinical studies in patients receiving MEKINIST monotherapy (n = 329), DVT was reported in 3 patients (1%) and PE was reported in 12 (4%) patients.

Fatal venous thromboembolism events have occurred when MEKINIST was used in combination with dabrafenib. In a Phase I/II study in unresectable or metastatic melanoma, DVT and PE occurred in 6% (12/204) of patients treated with combination therapy, including 2 fatalities (1%). In the phase III combination study in unresectable or metastatic melanoma, DVT or PE occurred in 3% (6/209) of patients receiving combination therapy. In the phase III

combination study in the adjuvant treatment of melanoma, DVT and PE occurred in 2% (7/435) of patients receiving MEKINIST and dabrafenib compared to 1% (5/432) of patients receiving placebo. In the NSCLC phase II study, PE occurred in 4% (4/93) of patients receiving MEKINIST and dabrafenib.

If patients develop symptoms of pulmonary embolism or deep vein thrombosis such as shortness of breath, chest pain, or arm or leg swelling, they should immediately seek medical care.

Electrocardiography: MEKINIST was associated with a concentration-dependent prolongation of the PR interval in a phase I study. Analyses of Holter-derived ECG data in an ECG study showed a statistically significant decrease in heart rate and prolongation of the PR interval following dosing with MEKINIST versus placebo (see ACTION AND CLINICAL PHARMACOLOGY, Pharmacodynamics, Cardiovascular Effects). Caution should be observed in patients with pre-existing conduction system disease (e.g. first degree, second degree or third degree AV block) or a history of syncope of unknown etiology. There are no data regarding concomitant use of MEKINIST with medications that result in PR interval prolongation. Nonetheless, these medications should be used with caution with MEKINIST (see DRUG INTERACTIONS).

Hypertension: Elevations in blood pressure have been reported in association with MEKINIST in patients with or without pre-existing hypertension. In a retrospective review of blood pressure measured every 3 weeks in the randomized clinical study in patients with unresectable or metastatic melanoma, there was a statistically significant increase in mean systolic and diastolic pressure in the MEKINIST monotherapy arm versus the chemotherapy arm at week 3 and 6, and diastolic pressure at week 9 following initiation of treatments. The comparator adjusted mean increase in systolic pressure was 5 mmHg and the diastolic pressure 4 mmHg. In this randomized study, hypertension as an adverse event was reported in 35 patients (17%) of which 28 (13%) were Grade 3.

In a phase III clinical study of MEKINIST in combination with dabrafenib compared to dabrafenib monotherapy in unresectable or metastatic melanoma, hypertension as an adverse event was reported in 52 patients (25%) in the combination arm. Grade 3 hypertension was reported in 12 (6%) of these patients. In a phase III trial in the adjuvant treatment of melanoma, hypertension was reported in 12% (53/435) of patients treated with MEKINIST in combination with dabrafenib and in 9% (37/432) of patients who received placebo. Grade 3 hypertension was reported in 27 (6%) patients receiving the combination treatment and in 8 (2%) patients receiving placebo.

Blood pressure should be monitored during MEKINIST treatment, with control of hypertension by standard therapy as appropriate (See Monitoring and Laboratory Tests below).

Gastrointestinal

Colitis and Gastrointestinal Perforation: Colitis and gastrointestinal perforation, including fatal outcome, have been reported in patients taking MEKINIST (see ADVERSE REACTIONS). Treatment with MEKINIST monotherapy or in combination with dabrafenib

should be used with caution in patients with risk factors for gastrointestinal perforation, including a history of diverticulitis, metastases to the gastrointestinal tract and concomitant use of medications with a recognised risk of gastrointestinal perforation.

Patients should be advised to seek immediate medical care if they develop symptoms of colitis and gastrointestinal perforation.

Haematologic

Haemorrhage: Bleeding events including major haemorrhagic events (defined as symptomatic bleeding in a critical site, and fatal intracranial haemorrhages) have been reported in patients taking MEKINIST.

Bleeding events (any grade) were reported in 22% (73/329) of patients receiving MEKINIST monotherapy across clinical studies. Major haemorrhagic events of intracranial or gastric haemorrhage occurred in 0.6% (2/329) of patients.

In a phase I/II study in unresectable or metastatic melanoma, bleeding events (any grade) were reported in 31% (17/55) of patients treated with the combination of MEKINIST and dabrafenib. Intracranial haemorrhage occurred in 5% (3/55) and were fatal in 4% (2/55) of patients treated with the combination therapy. Gastrointestinal haemorrhage occurred in 7% (4/55) of patients in the combination arm; none of the events were fatal. In a phase III study, bleeding events (any grade) were reported in 19% (40/209) of patients treated with combination therapy and intracranial haemorrhage was fatal in 1% (3/209) of patients. Gastrointestinal haemorrhage occurred in 6% (12/209) of patients in the combination arm; none of the events were fatal.

In the phase III trial in unresectable or metastatic melanoma, 6 patients (1%) taking MEKINIST in combination with dabrafenib experienced fatal cerebral haemorrhage, including 2 who were taking anticoagulants and 3 who had developed brain metastases. The risk for serious haemorrhagic events in patients with unstable and/or symptomatic brain metastases or low platelets (< 75,000) is not established, as patients with these conditions were excluded from clinical trials. The risk of haemorrhage may be increased with concomitant use of antiplatelet or anticoagulant therapy or in patients who develop brain metastases while on treatment.

No fatal haemorrhagic events occurred in the phase III study in the adjuvant treatment of melanoma.

In the NSCLC phase II study, the incidence of haemorrhagic events in patients receiving MEKINIST with dabrafenib was 26% (24/93). Fatal haemorrhagic events occurred in 2% (2/93) of patients receiving MEKINIST with dabrafenib, one with retroperitoneal haemorrhage and one with subarachnoid haemorrhage.

If haemorrhage occurs, patients should be treated as clinically indicated. Patients should be advised to seek immediate medical care if they develop symptoms of haemorrhage.

Cerebral haemorrhage (including fatal cases) associated with MEKINIST in combination with dabrafenib were reported in clinical trials and during post-marketing use.

Neutropenia: Neutropenia, including Grade 3 or 4 occurrences (14%, 30/209), has been reported in association with the combination of MEKINIST and dabrafenib. Patients receiving the combination therapy should have their complete blood counts determined at baseline and periodically on treatment (see Monitoring and Laboratory Results).

Hepatic

Hepatotoxicity: Hepatic adverse events have been reported when MEKINIST is used in combination with dabrafenib. In the phase III combination study in unresectable or metastatic melanoma, 19% (39/209) of patients had hepatic events in the combination therapy arm including 7% with Grade 3 adverse events. In the combination arm, adverse events that led to dose reduction occurred in 4 patients (2%) due to MEKINIST and 3 patients (1%) due to dabrafenib; adverse events that led to dose interruption occurred in 9 patients (4%) due to MEKINIST and 8 patients (4%) due to dabrafenib in the combination arm; adverse events that led to the drug being withdrawn occurred in 1 patient (< 1%) due to MEKINIST and in 2 patients (< 1%) due to dabrafenib. Two patients receiving the combination therapy permanently discontinued either dabrafenib or both MEKINIST and dabrafenib due to elevations in liver enzymes (see ADVERSE REACTIONS, Clinical Trial Adverse Drug Reactions). In the adjuvant treatment of melanoma phase III combination study, 21% (91/435) of patients in the MEKINIST and dabrafenib arm, including 7% with Grade 3 adverse events, and 3% (13/432) of patients in the placebo arm experienced hepatic events. In the NSCLC phase II study, hepatic disorders were reported in 22% (20/93) of patients who received MEKINIST and dabrafenib.

Musculoskeletal

Rhabdomyolysis: Rhabdomyolysis has been reported in patients taking MEKINIST (see ADVERSE REACTIONS, Clinical Trial Adverse Drug Reactions). Many cases were severe and resulted in hospitalization with interruption or permanent discontinuation of MEKINIST.

Signs or symptoms of rhabdomyolysis warrant an appropriate clinical evaluation and treatment as indicated. MEKINIST therapy should be interrupted until rhabdomyolysis resolves. Carefully consider the benefits and risks when deciding if treatment with MEKINIST should be re-initiated and, if so, consider resuming at a reduced dose.

Ophthalmologic

Retinal Pigment Epithelial Detachment (RPED): RPED can occur during treatment with MEKINIST monotherapy and in combination with dabrafenib (see ADVERSE REACTIONS, Clinical Trial Adverse Drug Reactions). In the phase III clinical studies of MEKINIST monotherapy and in combination with dabrafenib in unresectable or metastatic melanoma, RPED was reported in < 1% of patients. In the adjuvant treatment of melanoma phase III study, RPED was reported in 1% (5/435) of patients who received the combination of dabrafenib and trametinib and in < 1 % (1/432) of patients who received placebo. In the phase II NSCLC study, RPED was reported in 2% (2/93) of patients who received the combination of dabrafenib and

trametinib. The drug-induced RPEDs were often bilateral, multifocal, occurring in the macular region of the retina, and were associated with symptoms such as blurred vision and decreased visual acuity. Optical coherence tomography (OCT) abnormalities may persist beyond a month. Recurrence was reported in some patients who had experienced \geq Grade 2 RPED after MEKINIST was re-initiated at reduced doses.

Perform ophthalmological evaluation any time a patient reports new visual disturbances and compare to baseline, if available. Withhold MEKINIST if RPED is diagnosed. If resolution of RPED is documented on repeat ophthalmological evaluation within 3 weeks, MEKINIST can be resumed at a reduced dose. If RPED recurs or does not improve within 3 weeks to grade 0-1, MEKINIST should be permanently discontinued (see DOSAGE AND ADMINISTRATION, Dose Modifications).

Retinal Vein Occlusion (RVO): RVO has been reported in patients treated with MEKINIST (see ADVERSE REACTIONS, Clinical Trial Adverse Drug Reactions). The incidence of RVO was 0.2% across MEKINIST clinical trials. RVO may lead to macular oedema, acute and progressive loss of vision, neovascularization and glaucoma. Full recovery may not occur in patients developing RVO on MEKINIST treatment. Patients with hypertension, diabetes, hypercholesterolemia, or glaucoma are at higher risk for RVO. MEKINIST is not recommended in patients with a history of RVO. In patients who experience RVO, treatment with MEKINIST should be permanently discontinued (see DOSAGE AND ADMINISTRATION, Dose Modifications).

Uveitis: MEKINIST increases the severity of uveitis (including iridocyclitis) events associated with dabrafenib when used as a combination therapy.

Respiratory

Interstitial Lung Disease: In a phase III clinical study in patients with unresectable or metastatic melanoma, interstitial lung disease or pneumonitis was reported in 2.4% (5/211) of patients treated with MEKINIST compared to none in patients in the chemotherapy arm (see ADVERSE REACTIONS, Clinical Trial Adverse Drug Reactions). All six cases were serious (including one fatal case) leading to permanent discontinuation of MEKINIST.

In a phase III clinical study of MEKINIST in combination with dabrafenib compared to dabrafenib monotherapy in unresectable or metastatic melanoma, less than 1% (2/209) of patients on combination treatment developed pneumonitis. One of the cases of pneumonitis was serious (Grade 2). Doses of both MEKINIST and dabrafenib were interrupted and reduced; the event resolved. In the adjuvant treatment of melanoma phase III study, pneumonitis was reported in one patient (Grade 2) who received the combination of MEKINIST and dabrafenib and in no patients receiving placebo. In the NSCLC phase II clinical study, 2% (2/93) of patients receiving MEKINIST and dabrafenib developed pneumonitis.

MEKINIST should be permanently discontinued if pneumonitis is diagnosed (see DOSAGE AND ADMINISTRATION, Dose Modifications).

Sexual Function/Reproduction

Infertility: There is no information on the effect of MEKINIST on human fertility. In animals, no fertility studies have been performed. In a repeat-dose toxicity study, adverse effects were seen on female reproductive organs in rats at sub-therapeutic exposures. There were no effects on male reproductive organs; however, systemic exposures at doses tolerated by animals were lower than exposure at the recommended therapeutic dose (see PART II, TOXICOLOGY). MEKINIST may impair fertility in humans.

Skin

Skin Toxicity: In clinical studies with MEKINIST monotherapy, skin toxicities of all grades have occurred in 87% of patients. Severe skin toxicities have occurred in 12% of patients. These skin toxicities included rash, dermatitis acneiform, and palmar-plantar erythrodysesthesia syndrome (see ADVERSE REACTIONS). Skin toxicities leading to dose reduction and interruption were reported in 12% and 12% of patients, respectively.

Serious skin infections including dermatitis, folliculitis, paronychia, cellulitis, and infective skin ulcer were also reported. In the randomized study in patients with unresectable or metastatic melanoma, six percent of patients treated with MEKINIST compared to none in the chemotherapy arm required hospitalization and intravenous antibiotics due to serious skin toxicity or secondary infections.

In a phase III clinical study of MEKINIST in combination with dabrafenib compared to dabrafenib monotherapy in unresectable or metastatic melanoma, skin toxicities occurred in 48% of patients who received combination treatment. Most skin-related toxicities were Grade 1 or Grade 2, and most were events of rash. No serious skin-related toxicities were reported. Skin toxicities leading to dose reduction and interruption were reported in 4% and 2%, respectively, of patients who received MEKINIST in combination with dabrafenib.

In the adjuvant treatment of melanoma phase III study, skin toxicities were reported in 63% (274/435) of patients who received the combination of MEKINIST and dabrafenib and in 39% (170/432) of patients who received placebo. Skin toxicities leading to dose reduction and interruption were reported in 5% and 12%, respectively, of patients who received MEKINIST in combination with dabrafenib; 3% of patients discontinued treatment in the combination arm.

In the NSCLC phase II clinical study, the overall incidence of any skin toxicity was 73% for patients receiving MEKINIST and dabrafenib.

Skin toxicity and infections should be monitored during MEKINIST treatment. MEKINIST should be withheld for up to 3 weeks if Grade 2 intolerable or \geq Grade 3 skin toxicity occurs. MEKINIST should be permanently discontinued if the skin toxicity does not improve within three weeks despite interruption of therapy (see DOSAGE AND ADMINISTRATION, Dose Modifications).

Special Populations

Pregnant Women: There are no adequate and well-controlled studies of MEKINIST in pregnant women. Animal studies have shown reproductive toxicity. In rabbits, post-implantation loss, including total loss of pregnancy, and foetal toxicity, consisting of decreased body weight and ossification defects, occurred at sub-therapeutic systemic trametinib exposure levels (see PART II, TOXICOLOGY). MEKINIST should not be administered to pregnant women. Women of childbearing potential should use effective methods of contraception during therapy and for 4 months following discontinuation of MEKINIST. If MEKINIST is used during pregnancy, or if the patient becomes pregnant while taking MEKINIST, the patient should be informed of the potential hazard to the foetus.

Women of childbearing potential receiving MEKINIST in combination with dabrafenib should be advised that dabrafenib may decrease the efficacy of hormonal contraceptives and an alternative method of contraception, such as barrier methods, should be used.

Nursing Women: No studies have been conducted with MEKINIST in nursing mothers. MEKINIST should not be administered to nursing mothers. It is not known whether trametinib is excreted in human milk. Because many drugs are excreted in human milk, a risk to the nursing infant cannot be excluded. A decision should be made whether to discontinue nursing or to discontinue MEKINIST, taking into account the importance of MEKINIST to the mother.

Paediatrics (< 18 years of age): The safety and efficacy of MEKINIST have not been established in children and adolescents less than 18 years of age. In juvenile rats, decreased bone length and corneal dystrophy were observed at doses resulting in exposures as low as 0.3 times the human exposure at the recommended adult dose based on AUC. Additionally, a delay in sexual maturation was noted at doses resulting in exposures as low as 1.6 times the human exposure at the recommended adult dose based on AUC (see PART II, TOXICOLOGY). MEKINIST is not recommended for use in children and adolescents.

Geriatrics (≥ 65 years of age): In clinical studies with MEKINIST monotherapy in patients with unresectable or metastatic melanoma (n = 329), 67 patients (20%) were 65 years of age and older, and 13 patients (4%) were 75 years of age and older. Higher rates of discontinuation and dose interruptions/ reductions were reported in elderly patients than the younger patients (see ADVERSE REACTIONS, Clinical Trial Adverse Drug Reactions).

Of the number of patients in a phase III clinical study receiving MEKINIST in combination with dabrafenib (N = 209) in unresectable or metastatic melanoma, 56 patients (27%) were 65 years of age and older, and 11 patients (5%) were 75 years of age and older. Compared with younger patients (< 65 years), more patients ≥ 65 years' old had adverse events that led to dose reductions (43% versus 23%) or interruptions (66% versus 53%) of therapy with MEKINIST or dabrafenib. In addition, older patients experienced more serious adverse events compared to younger patients (59% versus 36%). The incidences of peripheral oedema in the combination (34% vs. 16%) and monotherapy arms (18% vs. 5%) and of decreased appetite in the combination (21% vs. 9%) and monotherapy arms (15% vs. 13%) were more frequent in patients ≥ 65 years than in patients < 65 years, respectively.

Of the 435 patients who received MEKINIST plus dabrafenib in the combination phase III study in the adjuvant treatment of melanoma, 85 patients (20%) were aged 65 years and older and 12 patients (3%) were aged 75 years and older. No overall differences in the effectiveness or safety of MEKINIST plus dabrafenib were observed in elderly patients compared to younger patients.

Gender: Female patients with lower body weights had higher systemic exposure of trametinib compared to male patients (see ACTION AND CLINICAL PHARMACOLOGY, Special Populations and Conditions). Common and Grade 3 adverse reactions were reported more frequently in female than male patients in the randomized clinical trial (see ADVERSE REACTIONS, Clinical Trial Adverse Drug Reactions).

Renal impairment: A pharmacokinetic study in patients with renal impairment has not been conducted. Renal impairment is unlikely to have a clinically relevant effect on trametinib pharmacokinetics given the low renal excretion of trametinib.

Based on a population pharmacokinetic analysis, mild or moderate renal impairment had no significant effect on the oral clearance and systemic exposure of trametinib (see ACTION AND CLINICAL PHARMACOLOGY, Pharmacokinetics). There are no data with MEKINIST in patients with severe renal impairment.

Hepatic impairment: A pharmacokinetic study in patients with hepatic impairment has not been conducted.

Based on a population pharmacokinetic analysis, trametinib oral clearance was not significantly different in patients with mild hepatic impairment compared to patients with normal hepatic function (see ACTION AND CLINICAL PHARMACOLOGY, Pharmacokinetics). There are no clinical data in patients with moderate or severe hepatic impairment.

Monitoring and Laboratory Tests

Confirmation of BRAF V600 mutation using a validated test is required for selection of patients appropriate for MEKINIST therapy.

LVEF should be evaluated in all patients prior to initiation of treatment with MEKINIST with a recommendation of periodic follow-up within 8 weeks of initiating therapy. LVEF should continue to be evaluated during treatment with MEKINIST, as clinically appropriate (see DOSAGE AND ADMINISTRATION).

Blood pressure should be measured at baseline and monitored during treatment with MEKINIST (see ADVERSE REACTIONS, Clinical Trial Adverse Drug Reactions).

A thorough ophthalmological evaluation should be performed at baseline, if clinically warranted. Perform ophthalmological evaluation any time a patient reports new visual disturbances and compare to baseline, if available.

Patients should be monitored for skin toxicity 2 weeks after initiating MEKINIST treatment and periodically thereafter or, as clinically warranted.

Monitor patients receiving MEKINIST carefully for bleeding events and neurologic symptoms.

Patients receiving MEKINIST in combination with dabrafenib should have their complete blood counts determined at baseline and periodically on treatment.

Monitor liver function in patients receiving treatment with MEKINIST in combination with dabrafenib approximately every 4 weeks for 6 months after treatment initiation of this combination therapy. Liver monitoring may be continued thereafter as clinically indicated during therapy.

ADVERSE REACTIONS

Adverse Drug Reaction Overview

The safety of MEKINIST monotherapy was evaluated in an integrated population of 329 patients with BRAF V600-mutant unresectable or metastatic melanoma treated with MEKINIST 2 mg orally once daily in clinical trials with median duration of treatment of 3.8 (range: 0.03-24.5) months.

Almost all patients (> 99%) treated with MEKINIST monotherapy reported at least one adverse reaction. The most common adverse reactions ($\geq 20\%$) included rash, diarrhoea, fatigue, peripheral oedema, nausea, dermatitis acneiform and vomiting. Serious adverse drug reactions were reported in 22% of patients treated with MEKINIST. Serious adverse drug reactions reported in $\geq 1\%$ of patients included cellulitis, pulmonary embolism, anaemia, dyspnoea, pneumonitis and vomiting.

Adverse reactions leading to permanent discontinuation were reported in 10% of patients treated with MEKINIST monotherapy. The most common adverse reactions leading to permanent discontinuation were ejection fraction decreased/left ventricular dysfunction, pneumonitis, and alanine aminotransferase increased. Adverse reactions leading to dose reduction and interruption were reported in 26% and 36%, respectively. The most common adverse reactions leading to dose reductions or interruptions included rash, ejection fraction decreased/left ventricular dysfunction, dermatitis acneiform, diarrhoea and peripheral oedema.

The safety of MEKINIST in combination with dabrafenib was evaluated in a multicentre, randomized phase III study (MEK115306) in a safety population of 209 patients with unresectable or metastatic melanoma. In this study, approximately 71% of patients received treatment with MEKINIST and dabrafenib for more than 6 months. The median durations of treatment in the combination and dabrafenib monotherapy arms were 11 and 8 months, respectively.

A higher percentage of patients had AEs leading to permanent discontinuation of study treatment in the combination therapy arm of the MEK115306 study (11%) than in the

dabrafenib monotherapy arm (7%). The percentage of patients with AEs leading to dose interruptions and dose reductions was also higher in the combination therapy arm than with dabrafenib monotherapy. Fifty six percent (56%) and 28% of patients receiving the combination therapy had dose interruptions and reductions, respectively, compared to 37% and 14% of patients treated with dabrafenib monotherapy.

The safety of MEKINIST in combination with dabrafenib has been evaluated in a phase III, randomized, double-blind study of MEKINIST in combination with dabrafenib versus two placebos in the adjuvant treatment of Stage III BRAF V600 mutation-positive melanoma after surgical resection. The median duration of exposure was 11 months for dabrafenib and trametinib and 10 months for the placebo arm. The majority of patients had > 6 to 12 months of exposure to trametinib (72%) and dabrafenib (71%), respectively.

In the MEKINIST 2 mg once daily and dabrafenib 150 mg twice daily arm, the most common adverse reactions ($\geq 20\%$) were pyrexia, fatigue, nausea, headache, rash, chills, diarrhoea, vomiting, arthralgia and myalgia. The most common serious adverse reactions ($\geq 1\%$) were pyrexia, chills, ejection fraction decreased, erysipelas, hypotension, cellulitis and chorioretinopathy.

Adverse reactions resulting in the permanent discontinuation of MEKINIST in combination with dabrafenib occurred in 26% of patients. Adverse reactions leading to dose interruptions or reductions of MEKINIST in combination with dabrafenib occurred in 66% and 38% of patients, respectively.

Female patients treated with combination therapy had higher incidences of treatment-related adverse events (95% vs. 88%) and treatment-related serious adverse events (31% vs. 24%), corresponding to more dose reductions (45% vs. 33%), dose interruptions (70% vs. 64%), and adverse events leading to discontinuation (32% vs. 22%) compared to male patients. No differences in the pattern of adverse events or the overall incidence of adverse events (females: 98% vs. males: 96%) were observed between genders.

The safety of MEKINIST in combination with dabrafenib was also evaluated in a phase II, multi-centre, multi-cohort, non-randomised, open label study of patients with BRAF V600E mutation-positive metastatic NSCLC. Patients (N = 93) had a median exposure to MEKINIST of 8.5 months (range: 0.3-31.6 months), with 62% of patients receiving treatment with MEKINIST and dabrafenib for more than 6 months.

The most common adverse drug reactions ($\geq 20\%$) reported in patients with NSCLC who received MEKINIST in combination with dabrafenib were pyrexia, asthenia, nausea, vomiting, oedema peripheral, diarrhoea, dry skin, rash, decreased appetite, haemorrhage and chills.

The most common serious adverse drug reactions ($\geq 2\%$) reported in patients with NSCLC who received dabrafenib in combination with trametinib were pyrexia, ejection fraction decreased, alanine aminotransferase increased, aspartate aminotransferase increased, hypotension, vomiting, anaemia, nausea, abdominal pain, asthenia, back pain, blood alkaline phosphatase increased, chills, confusional state, decreased appetite, dehydration, diarrhoea,

dyspnoea, haemoptysis, hypercalcaemia, lung infection, pulmonary embolism, renal failure, respiratory distress, squamous cell carcinoma of skin and tubulointerstitial nephritis.

Twenty percent (20%) of NSCLC patients treated with the dabrafenib and trametinib combination had AEs leading to permanent discontinuation of study treatment. The percentage of patients with AEs leading to dose interruptions and dose reductions was 67% and 35%, respectively.

Clinical Trial Adverse Drug Reactions

Because clinical trials are conducted under very specific conditions the adverse reaction rates observed in the clinical trials may not reflect the rates observed in practice and should not be compared to the rates in the clinical trials of another drug. Adverse drug reaction information from clinical trials is useful for identifying drug-related adverse events and for approximating rates.

Unresectable or Metastatic Melanoma

MEKINIST Monotherapy

The adverse drug reactions described in this section were those reported in a randomized, open-label study where patients with unresectable or metastatic melanoma were randomized to receive MEKINIST 2 mg orally once daily or chemotherapy (dacarbazine 1,000 mg/m² every 3 weeks or paclitaxel 175 mg/m² every 3 weeks). Patients who received at least one dose of study drug were included in the safety population. The median duration of study treatment was 4.8 (range: 0.3-16.3) months for the MEKINIST arm and 2.1 (range: 0.1-14.0) months for the chemotherapy arm.

The incidence of adverse events resulting in permanent discontinuation of study medication was 12% for patients treated with MEKINIST and 9% for patients treated with chemotherapy. The incidence of adverse events leading to dose reductions was 32% for MEKINIST and 10% for chemotherapy. The incidence of adverse events leading to dose delay/interruption was 38% for MEKINIST and 24% for chemotherapy.

Fatal treatment-emergent adverse events were reported in 1.9% of patients in the MEKINIST arm (myocardial infarction, renal failure, hepatic and renal failure, death of unknown cause) and in 2% of patients in the chemotherapy arm (pneumonia, pseudomembranous colitis). Two fatal adverse events (infected skin ulcer, pneumonitis) were reported in patients treated with MEKINIST after crossover from the chemotherapy arm.

Adverse reactions were reported in > 99% and 93% of patients in the safety population treated with MEKINIST and chemotherapy, respectively. The majority of patients (97% in the MEKINIST arm and 80% in the chemotherapy arm) reported adverse events considered drug-related by the investigators. Among the commonly reported adverse events, rash, diarrhoea, peripheral oedema, dermatitis acneiform, dry skin, pruritus, paronychia and hypertension were more frequent in patients in the MEKINIST arm, while nausea, vomiting and constipation were

more frequent in patients in the chemotherapy arm. Table 1 lists the adverse reactions with an incidence of $\geq 10\%$ in patients receiving MEKINIST.

Table 1 Adverse Reactions (%) Occurring in $\geq 10\%$ of Patients Treated With MEKINIST Monotherapy – Unresectable or Metastatic Melanoma Study

Adverse Drug Reactions by System Organ Class and Preferred Term	MEKINIST 2mg QD (N = 211)		Chemotherapy ^b (N = 99)	
	All Grades ^a	Grade 3/4	All Grades ^a	Grade 3/4
Any adverse reaction	> 99	52	93	32
Gastrointestinal disorders	70	7	65	5
Diarrhoea	44	< 1	17	2
Nausea	22	< 1	39	1
Constipation	16	< 1	23	1
Vomiting	15	1	20	2
General disorders and administrative site conditions	64	9	55	6
Fatigue	29	4	28	3
Oedema peripheral	29	< 1	3	0
Infections and Infestations	42	7	21	1
Paronychia	11	0	1	0
Folliculitis	10	< 1	2	0
Investigations	31	11	19	8
Aspartate aminotransferase increased	10	2	1	0
Nervous system disorders	33	4	38	3
Headache	14	1	15	0
Respiratory, thoracic and mediastinal disorders	29	7	20	0
Cough	11	0	6	0
Skin and subcutaneous tissue disorders	92	13	36	0
Rash	59	7	10	0
Dermatitis acneiform	19	< 1	2	0
Alopecia	18	< 1	19	0
Dry Skin	13	0	1	0
Pruritus	11	2	1	0
Vascular Disorders	30	15	16	4
Hypertension	17	13	7	3
Haemorrhage	13	< 1	0	0

^a National Cancer Institute Common Terminology Criteria for Adverse Events, version 4

^b Chemotherapy included patients on dacarbazine (DTIC) 1000 mg/m² every 3 weeks or paclitaxel 175 mg/m² every 3 weeks

Elderly patients (≥ 65 years) reported the following adverse reactions more frequently than the younger counterpart (< 65 years): peripheral oedema, pruritus, decreased appetite, rash pustular, paraesthesia, lymphoma, pain in extremity, vision blurred, blood creatine phosphokinase increased, blood lactate dehydrogenase increased, erythema, oedema, syncope, weight decreased and periorbital oedema. Grade 3 adverse events (57% vs. 37%) and serious adverse events (26% vs. 16%) were also reported more frequently in elderly than younger patients. In addition, a higher percentage of elderly patients compared to younger patients experienced adverse events leading to dose interruption (45% vs. 32%), reduction (47% vs. 22%) or permanent discontinuation (21% vs. 6%).

Female patients reported the following adverse reactions more frequently than male patients: peripheral oedema, alopecia, vomiting, dry skin, pruritus, stomatitis, dry mouth, abdominal pain/abdominal pain upper, epistaxis, mucosal inflammation, rash pustular, eczema, palmar-plantar erythrodysesthesia syndrome and periorbital oedema.

Less Common Clinical Trial Adverse Drug Reactions (< 10%) with MEKINIST Monotherapy

Treatment emergent adverse events considered clinically significant in studies with MEKINIST monotherapy at the recommended dose (n = 329) are presented below. As the list includes adverse events from the integrated safety population of three clinical trials, some adverse events with frequency $> 10\%$ are not included in Table 1.

Blood and lymphatic system disorders: Anaemia (9%), Thrombocytopenia (2%), Neutropenia (2%)

Cardiac disorders: Ejection fraction decreased (5%), Bradycardia (2%), Left ventricular dysfunction (4%), Cardiac failure ($< 1\%$)

Cardiovascular disorders: Pulmonary embolism (4%), Deep vein thrombosis (1%)

Eye disorders: Vision blurred (6%), Periorbital oedema (3%), Dry eye (3%), Visual impairment (2%), Retinal pigment epithelial detachment ($< 1\%$), Papilloedema ($< 1\%$), Retinal detachment ($< 1\%$), Retinal vein occlusion ($< 1\%$)

Gastrointestinal disorders: Abdominal pain (13%), Dry mouth (10%), Stomatitis (7%), Dysphagia (2%)

General disorders and administration site conditions: Pyrexia (12%), Mucosal inflammation (7%), Face oedema (7%), Asthenia (5%), Sudden death ($< 1\%$)

Hepatobiliary disorders: Alanine aminotransferase increased (8%), Blood alkaline phosphatase increased (5%), Cytolytic hepatitis ($< 1\%$), Blood bilirubin increased ($< 1\%$)

Immune system disorders: Hypersensitivity (1%), Corneal graft rejection ($< 1\%$)

Infections and infestations: Cellulitis (5%), Rash pustular (3%), Erysipelas (2%), Eye infection (2%), Fungal skin infection (< 1%)

Metabolism and nutrition disorders: Hypoalbuminaemia (6%), Dehydration (4%)

Musculoskeletal and connective tissue disorders: Arthralgia (10%), Back pain (7%), pain in extremity (7%), Muscle spasm (5%), Joint swelling (2%), Blood creatine phosphokinase increased (2%), Rhabdomyolysis (< 1%)

Nervous system disorders: Dizziness (8%), Dysgeusia (6%), Syncope (2%)

Reproductive system and breast disorders: Scrotal oedema (< 1%)

Respiratory, thoracic and mediastinal disorders: Cough (11%), Dyspnoea (11%), Epistaxis (8%), Pneumonitis (2%), Interstitial lung disease (< 1%)

Skin and subcutaneous tissue disorders: Erythema (5%), Palmar plantar erythrodysesthesia syndrome (4%), Skin chapped (4%), Skin fissures (3%), Dermatitis (2%), Hyperkeratosis (1%), Skin ulcer (1%)

Vascular disorders: Lymphedema (7%)

Abnormal Haematologic and Clinical Chemistry Findings

Table 2 lists the laboratory adverse events with an incidence of $\geq 1\%$ in patients receiving MEKINIST monotherapy in the randomized study in patients with unresectable or metastatic melanoma.

Table 2 Abnormal Laboratory Adverse Events (%) Occurring in $\geq 1\%$ of Patients Treated With MEKINIST Monotherapy – Unresectable or Metastatic Melanoma Study

Adverse Events by Preferred Term	MEKINIST 2mg QD (N = 211)		Chemotherapy ^b (N = 99)	
	All Grades ^a	Grades 3 and 4	All Grades ^a	Grades 3 and 4
Hypoalbuminaemia	4	1	1	1
Hypocalcaemia	2	0	0	0
Hyponatraemia	1	1	0	0
Aspartate aminotransferase increased	10	2	1	0
Alanine aminotransferase increased	9	3	3	0
Blood alkaline phosphatase increased	6	1	1	0
Blood lactate dehydrogenase increased	4	< 1	0	0
Blood creatinine phosphokinase increased	4	2	1	0
Blood albumin decreased	2	< 1	1	1
Haemoglobin decreased	1	< 1	1	0
White blood cell count decreased	1	0	2	0

^a National Cancer Institute Common Terminology Criteria for Adverse Events, version 4

^b Chemotherapy included patients on dacarbazine (DTIC) 1000 mg/m² every 3 weeks or paclitaxel 175 mg/m² every 3 weeks

MEKINIST in Combination with Dabrafenib

Table 3 and Table 4 present adverse drug reactions and laboratory abnormalities, respectively, from the phase III study of MEKINIST 2 mg given once daily in combination with dabrafenib 150 mg given twice daily compared to dabrafenib monotherapy (see Part II, CLINICAL TRIALS). The common adverse reactions in Table 3 were reported in $\geq 10\%$ of patients treated with the combination of MEKINIST with dabrafenib or were Grade 3 and 4 events reported in $\geq 2\%$ of patients treated with the combination.

Table 3 Adverse Reactions (%) Occurring in $\geq 10\%$ (All Grades) or $\geq 2\%$ (Grades 3 or 4) of Patients Treated with MEKINIST in Combination with Dabrafenib in Unresectable or Metastatic Melanoma Study MEK115306

	MEK115306			
	Dabrafenib 150 mg BID + MEKINIST 2 mg QD (N = 209)		Dabrafenib 150 mg BID + Placebo (N = 211)	
	All Grades (%)	Grade 3 and Grade 4 (%)	All Grades (%)	Grade 3 and Grade 4 (%)
Blood and Lymphatic System Disorders				
Neutropenia	10	3	2	< 1
Anaemia	6	3	9	4
Cardiac disorders				
Ejection fraction decreased	6	1	3	2
Gastrointestinal disorders				
Nausea	34	< 1	27	1
Diarrhoea	30	1	16	< 1
Vomiting	25	< 1	14	< 1
Constipation	13	< 1	10	0
Abdominal pain	13	< 1	9	2
General disorders and administrative site conditions				
Pyrexia	57	7	33	2
Fatigue	39	2	37	1
Chills	31	0	17	< 1
Oedema peripheral	21	< 1	9	< 1
Asthenia	12	1	14	< 1
Hepatobiliary Disorders				
ALT increased	13	2	6	< 1
AST increased	13	3	4	< 1
Infections and infestations				
Nasopharyngitis	12	0	10	0
Urinary tract infection	11	2	3	< 1
Metabolism and nutritional disorders				
Decreased appetite	12	< 1	13	< 1
Hyperglycaemia ^a	7	3	3	< 1
Musculoskeletal, connective tissue and bone disorders				
Arthralgia	26	< 1	31	0
Pain in extremity	15	1	17	< 1
Myalgia	13	< 1	13	0
Neoplasms benign and malignant (including cysts and polyps)				
cuSCC ^{b,c}	3	3	10	10

	MEK115306			
	Dabrafenib 150 mg BID + MEKINIST 2 mg QD (N = 209)		Dabrafenib 150 mg BID + Placebo (N = 211)	
	All Grades (%)	Grade 3 and Grade 4 (%)	All Grades (%)	Grade 3 and Grade 4 (%)
Nervous system disorders				
Headache	33	< 1	30	1
Dizziness	14	0	7	0
Respiratory, thoracic and mediastinal disorders				
Cough	21	0	21	0
Skin and subcutaneous tissue disorders				
Rash	27	0	22	< 1
Dry skin	12	0	16	0
Pruritus	12	0	14	0
Dermatitis acneiform	10	0	4	0
Vascular disorders				
Hypertension	25	6	16	6
Haemorrhage ^d	19	2	15	2
Hypotension	6	2	3	< 1

^a Includes hyperglycaemia, type 2 diabetes, diabetes mellitus, and blood glucose increase

^b Includes squamous cell carcinoma of skin, squamous cell carcinoma *in situ* (Bowen's disease) and keratoacanthoma

^c Cases of cutaneous squamous cell carcinoma were required to be reported as Grade 3 per protocol

^d Includes intracranial and gastric haemorrhage

Less Common Clinical Trial Adverse Drug Reactions with MEKINIST in combination with dabrafenib

In addition to adverse reactions observed in MEKINIST monotherapy studies, other clinically relevant adverse reactions which are specific to or more common, or occur with greater severity when MEKINIST is used in combination with dabrafenib and reported in < 10% of patients or < 2% of patients with Grade 3 or 4 events treated with MEKINIST 2 mg once daily in combination with dabrafenib 150 mg twice daily in the safety population from the phase III clinical trial include:

Blood and Lymphatic System Disorders: Thrombocytopenia (4%), Leukopenia (4%)

Cardiac Disorders: Bradycardia (< 1%)

Eye Disorders: Vision blurred (3%), Visual impairment (2%), Periorbital oedema (< 1%), Uveitis (< 1%), Retinal detachment (< 1%)

Gastrointestinal Disorders: Dry mouth (8%), Stomatitis (1%), Pancreatitis (< 1%)

General Disorders: Mucosal inflammation (2%), Influenza-like illness (8%), Face oedema (2%)

Hepatobiliary Disorder: Blood alkaline phosphatase increased (8%), Gamma-glutamyltransferase increased (2%)

Immune: Hypersensitivity (< 1%)

Infections and Infestations: Cellulitis (3%), Folliculitis (6%), Paronychia (2%), Rash pustular (3%)

Metabolism and Nutrition Disorders: Hyponatraemia (2%), Dehydration (1%), Hypophosphataemia (4%)

Musculoskeletal and Connective Tissue Disorders: Muscle spasms (9%), Blood creatine phosphokinase increased (3%)

Neoplasms Benign, Malignant and Unspecified (including cysts and polyps): Seborrhoeic keratosis (4%), Skin papilloma (2%), Acrochordon (skin tags) (1%), New primary melanoma (< 1%)

Renal: Renal failure (< 1%), Granulomatous nephritis/tubulointerstitial nephritis (< 1%)

Respiratory, Thoracic and Mediastinal Disorders: Dyspnoea (6%), Pneumonitis (< 1%)

Skin and Subcutaneous Tissue Disorders: Erythema (9%), Alopecia (7%), Night sweats (6%), Hyperhidrosis (7%), Hyperkeratosis (7%), Skin lesion (3%), Palmar-plantar erythrodysesthesia syndrome (hand-foot syndrome) (5%), Actinic keratosis (5%), Urticaria (3%), Panniculitis, including erythema nodosum (3%), Skin fissures (2%)

Vascular Disorders: Deep vein thrombosis and pulmonary embolism (3%), Lymphoedema (<1%)

Abnormal Haematologic and Clinical Findings

Table 4 Laboratory Abnormalities Changed from Baseline in the Phase III Unresectable or Metastatic Melanoma Study MEK115306

Preferred Term	MEK115306			
	Dabrafenib 150 mg BID + MEKINIST 2 mg QD (N = 209)		Dabrafenib 150 mg BID + Placebo (N = 211)	
	All Grades (%)	Grades 3 and 4 (%)	All Grades (%)	Grades 3 and 4 (%)
Hyperglycaemia	65	6	57	4

Hypophosphataemia	38	4	35	7
Hyponatraemia	24	6	14	3
Hypoalbuminaemia	53	1	27	0
Creatinine	10	< 1	7	< 1
Increased alkaline phosphatase	50	< 1	25	< 1

Adjuvant treatment of melanoma

MEKINIST in Combination with Dabrafenib

Table 5 and Table 6 present adverse drug reactions and laboratory abnormalities, respectively, from the adjuvant treatment of melanoma phase III study (BRF115532) of MEKINIST 2 mg given once daily in combination with dabrafenib 150 mg given twice daily (see CLINICAL TRIALS). The adverse drug reactions in Table 5 were reported in $\geq 10\%$ of patients treated with the combination of MEKINIST with dabrafenib, or were Grade 3 and 4 events reported in $\geq 2\%$ of patients treated with the combination.

Table 5 Adverse Reactions (%) Occurring in $\geq 10\%$ (All Grades) or $\geq 2\%$ (Grades 3 and 4) of Patients Treated with MEKINIST in Combination with Dabrafenib in the Adjuvant Treatment of Melanoma Study BRF115532

	Study BRF115532			
	Dabrafenib 150 mg BID + MEKINIST 2 mg QD (N = 435)		Placebo (N = 432)	
	All Grades (%)	Grades 3 and 4 (%)	All Grades (%)	Grades 3 and 4 (%)
Blood and lymphatic system disorders				
Neutropenia ¹	10	5	< 1	NR
Gastrointestinal disorders				
Nausea	40	< 1	20	NR
Diarrhoea	33	< 1	15	< 1
Vomiting	28	< 1	10	NR
Abdominal pain ²	16	< 1	11	< 1
Constipation	12	NR	6	NR
General disorders and administration site conditions				
Pyrexia ³	63	5	11	< 1
Fatigue ⁴	59	5	37	< 1
Chills	37	1	4	NR
Oedema peripheral ⁵	16	< 1	6	NR
Influenza-like illness	15	< 1	7	NR
Infections and infestations				
Nasopharyngitis ⁶	12	< 1	12	NR

Investigations				
Alanine aminotransferase increased ⁷	17	4	2	< 1
Aspartate aminotransferase increased ⁸	16	4	2	< 1
Metabolism and nutrition disorders				
Decreased appetite	11	< 1	6	NR
Musculoskeletal and connective tissue disorders				
Arthralgia	28	< 1	14	NR
Myalgia ⁹	20	< 1	14	NR
Pain in extremity	14	< 1	9	NR
Muscle spasms ¹⁰	11	NR	4	NR
Nervous system disorders				
Headache ¹¹	39	1	24	NR
Dizziness ¹²	11	< 1	10	NR
Respiratory, thoracic and mediastinal disorders				
Cough ¹³	17	NR	8	NR
Skin and subcutaneous tissue disorders				
Rash ¹⁴	37	< 1	16	< 1
Dry skin ¹⁵	14	NR	9	NR
Dermatitis acneiform	12	< 1	2	NR
Erythema ¹⁶	12	NR	3	NR
Pruritus ¹⁷	11	< 1	10	NR
Vascular disorders				
Haemorrhage ¹⁸	15	< 1	4	< 1
Hypertension ¹⁹	11	6	8	2
¹ Neutropenia also includes febrile neutropenia and cases of neutrophil count decreased that met the criteria for neutropenia ² Abdominal pain also includes abdominal pain upper and abdominal pain lower ³ Pyrexia also includes hyperpyrexia ⁴ Fatigue also includes asthenia and malaise ⁵ Oedema peripheral also includes peripheral swelling ⁶ Nasopharyngitis also includes pharyngitis ⁷ Alanine aminotransferase increased also includes hepatic enzyme increased, liver function test increased, liver function test abnormal, and hypertransaminasaemia ⁸ Aspartate aminotransferase increased also includes hepatic enzyme increased, liver function test increased, liver function test abnormal, and hypertransaminasaemia ⁹ Myalgia also includes musculoskeletal pain and musculoskeletal chest pain ¹⁰ Muscle spasms also includes musculoskeletal stiffness ¹¹ Headache also includes tension headache ¹² Dizziness also includes vertigo ¹³ Cough also includes productive cough ¹⁴ Rash also includes rash maculo-papular, rash macular, rash generalized, rash erythematous, rash papular, rash pruritic, nodular rash, rash vesicular, and rash pustular				

¹⁵ Dry skin also includes xerosis and xeroderma

¹⁶ Erythema also includes generalized erythema

¹⁷ Pruritus also includes pruritus generalized and pruritus genital

¹⁸ Haemorrhage includes a comprehensive list of hundreds of event terms that capture bleeding events

¹⁹ Hypertension also includes hypertensive crisis

NR: not reported

Less Common Clinical Trial Adverse Drug Reactions with MEKINIST in combination with dabrafenib

Other clinically important adverse reactions reported in < 10% of patients or < 2% of patients with Grade 3 or 4 events treated with MEKINIST in combination with dabrafenib in the safety population from the adjuvant treatment of melanoma phase III clinical trial include:

Eye disorders: Blurred vision (6%), Uveitis (1%), Chorioretinopathy* (1%), Retinal detachment** (1%)

Investigations: Alkaline phosphatase increased (7%), Ejection fraction decreased (5%)

Musculoskeletal and connective tissue disorders: Rhabdomyolysis (< 1%)

Renal and urinary disorders: Renal failure (< 1%)

Skin and subcutaneous tissue disorders: Palmar-plantar erythrodysesthesia syndrome (6%)

* Chorioretinopathy also includes chorioretinal disorder

** Retinal detachment also includes detachment of macular retinal pigment epithelium and detachment of retinal pigment epithelium

Table 6 Laboratory Abnormalities Changed from Baseline in the Phase III Adjuvant Treatment of Melanoma Study BRF115532

Test	MEKINIST plus Dabrafenib		Placebo	
	All Grades (%)	Grades 3 and 4 (%)	All Grades (%)	Grades 3 and 4 (%)
Haematology^a				
Neutropenia	47	6	12	<1
Leukopenia	43	3	10	<1
Lymphopenia	26	5	6	<1
Anaemia	25	<1	6	<1
Liver Function Tests				
Increased AST ^b	57	6	11	<1
Increased ALT ^c	48	5	18	<1
Increased blood alkaline phosphatase ^a	38	1	6	<1
Chemistry				
Hyperglycaemia ^d	63	3	47	<1
Hypophosphatemia ^e	42	7	10	<1
Hypoalbuminemia ^a	25	<1	<1	0
Hyponatraemia ^a	16	3	3	<1

^a For these laboratory tests the denominator is 431 for MEKINIST plus Dabrafenib and 428 for Placebo

^b For these laboratory tests the denominator is 430 for MEKINIST plus Dabrafenib and 426 for Placebo

^c For these laboratory tests the denominator is 429 for MEKINIST plus Dabrafenib and 428 for Placebo

^d For these laboratory tests the denominator is 430 for MEKINIST plus Dabrafenib and 427 for Placebo

^e For these laboratory tests the denominator is 431 for MEKINIST plus Dabrafenib and 427 for Placebo

Metastatic Non-Small Cell lung Cancer (NSCLC)

MEKINIST in Combination with Dabrafenib

Table 7 and Table 8 present adverse drug reactions and laboratory abnormalities, respectively, from the NSCLC phase II study of MEKINIST 2 mg given once daily in combination with dabrafenib 150 mg given twice daily (see PART II, CLINICAL TRIALS). The common adverse drug reactions in Table 7 were reported in ≥ 10 % of patients treated with the combination of MEKINIST with dabrafenib or were Grade 3 and 4 events reported in ≥ 2 % of patients treated with the combination.

Table 7 Adverse Reactions (%) Occurring in $\geq 10\%$ (All Grades) or $\geq 2\%$ (Grades 3 or 4) of Patients Treated with MEKINIST in Combination with Dabrafenib in NSCLC Study BRF113928

	Study BRF113928	
	MEKINIST 2 mg QD + Dabrafenib 150 mg BID (N = 93)	
	All Grades (%)	Grade 3 and Grade 4 (%)
Blood and lymphatic system disorders		
Anaemia	16	4
Neutropenia ¹	15	8
Leukopenia	6	2
Cardiac disorders		
Ejection fraction decreased	9	4
Gastrointestinal disorders		
Nausea	46	0
Vomiting	37	3
Diarrhoea	33	2
Decreased appetite	28	0
Constipation	16	0
General disorders and administrative site conditions		
Pyrexia	55	5
Asthenia ²	47	6
Oedema peripheral	34	0
Chills	24	1
Investigations		
Weight decreased	13	1
Blood alkaline phosphatase increased	12	0
Aspartate aminotransferase increased	11	2
Alanine aminotransferase increased	10	4
Weight increased	10	3
Gamma-glutamyltransferase increased	2	2
Metabolism and nutritional disorders		
Hyponatraemia	14	9
Dehydration	8	3
Hypercalcaemia	3	2
Musculoskeletal and connective tissue		
Arthralgia	16	0
Myalgia	13	0
Muscle spasms	10	0
Neoplasms benign, malignant and unspecified (including cysts and polyps)		
Squamous cell carcinoma of skin	3	2
Nervous system disorders		
Headache	16	0
Dizziness	14	0

	Study BRF113928	
	MEKINIST 2 mg QD + Dabrafenib 150 mg BID (N = 93)	
	All Grades (%)	Grade 3 and Grade 4 (%)
Renal and urinary disorders		
Tubulointerstitial nephritis	2	2
Respiratory, thoracic and mediastinal disorders		
Cough	23	0
Dyspnoea	15	2
Skin and subcutaneous tissue disorders		
Dry skin	32	1
Rash ³	31	3
Pruritus ⁴	15	2
Hyperkeratosis ⁵	13	1
Erythema	10	0
Vascular disorders		
Haemorrhage ⁶	26	3
Hypotension	15	2
Hypertension	8	6
Pulmonary embolism	4	2
¹ Neutropenia includes neutropenia and neutrophil count decreased. Neutrophil count decreased qualified as a neutropenia event. ² Asthenia also includes fatigue and malaise ³ Rash includes rash, rash generalized, rash papular, rash macular, rash maculo-papular and rash pustular ⁴ Pruritus includes pruritus, pruritus generalized and eye pruritus ⁵ Hyperkeratosis includes hyperkeratosis, actinic keratosis, seborrhoeic keratosis and keratosis pilaris ⁶ Haemorrhage includes cases of haemoptysis, haematoma, epistaxis, purpura, haematuria, subarachnoid haemorrhage, gastric haemorrhage, urinary bladder haemorrhage, contusion haematochezia, injection site haemorrhage, melaena, pulmonary and retroperitoneal haemorrhage		

Less Common Clinical Trial Adverse Drug Reactions with MEKINIST in combination with dabrafenib

Other clinically relevant adverse reactions for MEKINIST reported in < 10% of patients or < 2% of patients with Grade 3 or 4 events treated with MEKINIST in combination with dabrafenib in the safety population from the NSCLC phase II clinical trial include:

Eye Disorders: Detachment of retina/retinal pigment epithelium (2%)

Gastrointestinal Disorders: Pancreatitis acute (1%)

Renal and Urinary Disorders: Renal failure (3%)

Abnormal Haematologic and Clinical Findings

Table 8 Laboratory Abnormalities Changed from Baseline in the Phase II Study BRF113928

Preferred Term	Study BRF113928	
	MEKINIST 2 mg QD + dabrafenib 150 mg BID (N = 93) ¹	
	All Grades (%)	Grades 3 and 4 ² (%)
Hyperglycaemia	71	9
Hyponatraemia	57	17
Hypophosphataemia	36	7
Creatinine	21	1
Increased alkaline phosphatase	64	0
Increased AST	61	4
Anaemia	46	10
Leukocytopenia	48	8
Neutropenia	44	8
Lymphocytopenia	42	14
Thrombocytopenia	16	1

¹ For these laboratory tests the denominator is n = 90, except for anaemia, leukocytopenia, neutropenia, lymphocytopenia and thrombocytopenia (n = 91)

² Grade 4 adverse reactions limited to AST increased (n = 1), lymphocytopenia (n = 1), neutropenia (n = 1), hypophosphataemia (n = 1) and hyponatraemia (n = 1)

Post-market Adverse Drug Reactions

The following adverse reactions have been reported during post-approval use of MEKINIST. These include spontaneous case reports as well as serious adverse events from registries, investigator sponsored studies, clinical pharmacology studies and exploratory studies in unapproved indications.

Gastrointestinal: Colitis, gastrointestinal perforation

Musculoskeletal and connective tissue disorders: Rhabdomyolysis

DRUG INTERACTIONS

Overview

Formal clinical drug interaction studies with MEKINIST have not been conducted.

Trametinib is metabolized predominantly via deacetylation by hydrolytic enzymes (including carboxylesterases). In microsomes and hepatocytes, trametinib was metabolically stable with low intrinsic clearance. The NADPH-dependent (oxidative) metabolism of ¹⁴C-trametinib was very low in both human liver microsomes (~1%) and recombinant CYPs (~3%).

Drug-Drug Interactions

Effects of Trametinib on Drug Metabolizing Enzymes and Transporters: Based on *in vitro* studies, trametinib is not an inhibitor of CYP1A2, CYP2A6, CYP2B6, CYP2D6 and CYP3A4. The inhibition of CYP2C8, CYP2C9 and CYP2C19 *in vitro* occurred at concentrations that are at multiples of therapeutic concentrations of trametinib (9- to > 100 fold) and therefore drug interactions with sensitive CYP2C8, CYP2C9, and CYP2C19 substrates are not anticipated.

In vitro, trametinib was an inducer of CYP3A4 and an inhibitor of the transporters OAT1, OAT3, OCT2, MATE1, OATP1B1, OATP1B3, Pgp and BCRP. Based on the low dose and low clinical systemic exposure relative to the *in vitro* potency of inhibition or induction, trametinib treatment is unlikely to have an effect on the kinetics of substrates of CYP3A4 and the transporters.

Effects of Other Drugs on Trametinib: Trametinib metabolism by CYP enzymes is minor and trametinib is not a substrate for the transporters BCRP, OATP1B1, OATP1B3, OATP2B1, OCT1, MRP2 and MATE1. Trametinib is deacetylated via carboxylesterases. Drug-drug interactions via competition for carboxylesterases have been reported and could influence the exposure to trametinib. Trametinib is an *in vitro* substrate of the efflux transporter Pgp, but it is unlikely to be significantly affected by inhibition of this transporter given its high passive permeability and high bioavailability.

Drugs that Prolong the PR Interval: MEKINIST may be associated with concentration-dependent prolongation of the PR interval (See WARNINGS AND PRECAUTIONS, Cardiovascular; ACTION AND CLINICAL PHARMACOLOGY, Pharmacodynamics, Cardiovascular Effects). Caution should therefore be exercised when MEKINIST is administered concomitantly with other drugs that prolong the PR interval, including, but not limited to, antiarrhythmics, beta blockers, non-dihydropyridine calcium channel blockers, digitalis glycosides, sphingosine-1 phosphate receptor modulators, and some HIV protease inhibitors.

DOSAGE AND ADMINISTRATION

Recommended Dose and Dosage Adjustment

Recommended Dose

When using MEKINIST in combination with dabrafenib, please refer to the dabrafenib Product Monograph for full dosing instructions.

The recommended dose regimens of MEKINIST are:

Monotherapy: 2 mg given orally once daily with a full glass of water.

Combination with dabrafenib: 2 mg given orally once daily with 150 mg (two 75 mg capsules) of dabrafenib given orally twice daily (corresponding to a total daily dose of 300 mg).

MEKINIST alone or in combination with dabrafenib should be taken without food and with a full glass of water, at least one hour before or two hours after a meal (see ACTION AND CLINICAL PHARMACOLOGY, Pharmacokinetics).

When MEKINIST and dabrafenib are taken in combination, the once-daily dose of MEKINIST should be taken at the same time each day with either the morning dose or the evening dose of dabrafenib.

Unresectable or metastatic melanoma and metastatic NSCLC

Treatment should continue until disease progression or the development of unacceptable toxicity (see Table 9).

Adjuvant treatment of melanoma

Treatment should continue for a period of 12 months, unless disease recurrence or unacceptable toxicity occurs (see Table 9).

Dose modifications

The management of adverse reactions may require treatment interruption, dose reduction, or treatment discontinuation (see Table 9). Discontinue MEKINIST treatment permanently if a dose reduction below 1 mg once daily is required.

Table 9 Recommended Dose Modifications for MEKINIST Monotherapy and for MEKINIST and Dabrafenib Combination Therapy

Adverse Reaction ^a	MEKINIST
<i>Cutaneous</i>	
<ul style="list-style-type: none"> Grade 2 rash (tolerable) 	<ul style="list-style-type: none"> Reduce dose of MEKINIST by 0.5 mg or discontinue MEKINIST in patients taking MEKINIST 1 mg daily.
<ul style="list-style-type: none"> Intolerable Grade 2 rash or ≥ Grade 3 rash 	<ul style="list-style-type: none"> Withhold MEKINIST for up to 3 weeks. If improved within 3 weeks, resume MEKINIST at a lower dose (reduced by 0.5 mg) or discontinue MEKINIST in patients taking MEKINIST 1 mg daily
<ul style="list-style-type: none"> Intolerable Grade 2 or ≥ Grade 3 rash that does not improve within 3 weeks despite interruption of dosing 	<ul style="list-style-type: none"> Permanently discontinue MEKINIST
<i>Cardiac</i>	
<ul style="list-style-type: none"> Asymptomatic, absolute decrease in LVEF of 10% or greater from baseline and is below institutional lower limits of normal (LLN) from pre-treatment value 	<ul style="list-style-type: none"> Withhold MEKINIST for up to 4 weeks
<ul style="list-style-type: none"> Asymptomatic, absolute decrease in LVEF of 10% or greater from baseline and is below 	<ul style="list-style-type: none"> Resume MEKINIST at a lower dose (reduced by 0.5 mg) or discontinue MEKINIST in

Adverse Reaction^a	MEKINIST
LLN that improves to normal LVEF value within 4 weeks following interruption of MEKINIST	patients taking MEKINIST 1 mg daily
<ul style="list-style-type: none"> Absolute decrease in LVEF of 10% or greater from baseline and is below LLN that does not improve to normal LVEF value within 4 weeks following interruption of MEKINIST 	<ul style="list-style-type: none"> Permanently discontinue MEKINIST
<ul style="list-style-type: none"> Symptomatic congestive heart failure Absolute decrease in LVEF of greater than 20% from baseline that is below LLN 	<ul style="list-style-type: none"> Permanently discontinue MEKINIST
Febrile Drug Reaction	
<ul style="list-style-type: none"> Fever of 38.5 – 40 °C without complications 	<ul style="list-style-type: none"> MEKINIST may be continued at the same dose
<ul style="list-style-type: none"> Fever > 40°C or any fever with complications due to rigors, hypotension, dehydration or renal failure 	<ul style="list-style-type: none"> Withhold MEKINIST until adverse reaction resolves and resume MEKINIST at the same or a reduced dose
Ocular	
<ul style="list-style-type: none"> Grade 2-3 retinal pigment epithelial detachments (RPED) 	<ul style="list-style-type: none"> Withhold MEKINIST for up to 3 weeks
<ul style="list-style-type: none"> Grade 2-3 RPED that improves to Grade 0-1 within 3 weeks 	<ul style="list-style-type: none"> If improved to grade 0-1 within 3 weeks, resume MEKINIST at a lower dose (reduced by 0.5 mg) or discontinue MEKINIST in patients taking MEKINIST 1 mg daily
<ul style="list-style-type: none"> Grade 2-3 RPED that does not improve to at least Grade 1 within 3 weeks OR recurrence of RPED (any Grade) after dose interruption or reduction 	<ul style="list-style-type: none"> Permanently discontinue MEKINIST
<ul style="list-style-type: none"> Retinal vein occlusion 	<ul style="list-style-type: none"> Permanently discontinue MEKINIST
<ul style="list-style-type: none"> Uveitis that does not improve despite ocular therapy 	<ul style="list-style-type: none"> Withhold MEKINIST until adverse reaction resolves and resume at the same or a reduced dose
Pulmonary	
<ul style="list-style-type: none"> Interstitial lung disease / pneumonitis 	<ul style="list-style-type: none"> Permanently discontinue MEKINIST
Other	
<ul style="list-style-type: none"> Grade 1 or Grade 2 (tolerable) 	<ul style="list-style-type: none"> MEKINIST may be continued at the same dose. Monitor as clinically indicated.
<ul style="list-style-type: none"> Grade 2 (intolerable) OR Grade 3 adverse reaction 	<ul style="list-style-type: none"> Withhold MEKINIST. If adverse reaction resolves or improves to Grade 1, reduce by one dose level when resuming therapy.
<ul style="list-style-type: none"> Grade 4 adverse reaction OR Grade 3 adverse reaction that does not improve to Grade 0-1 	<ul style="list-style-type: none"> Permanently discontinue MEKINIST

^aThe intensity of clinical adverse events graded by the Common Terminology Criteria for Adverse Events v4.0 (CTC-AE)

Table 10 Recommended Dose Level Reductions for MEKINIST

Dose Level Reductions for MEKINIST	
First reduction	1.5 mg once daily

Dose Level Reductions for MEKINIST	
Second reduction	1 mg once daily
If unable to tolerate 1 mg once daily	Discontinue MEKINIST

Dosing Considerations

Paediatrics: MEKINIST is not recommended in this population (see INDICATIONS AND CLINICAL USE).

Geriatrics: No dose adjustment is required in patients over 65 years of age (see ACTION AND CLINICAL PHARMACOLOGY, Pharmacokinetics).

Renal impairment: No dosage adjustment is required in patients with mild or moderate renal impairment. There are no clinical data with MEKINIST in patients with severe renal impairment; the need for starting dose adjustment is unknown (see WARNINGS AND PRECAUTIONS and ACTION AND CLINICAL PHARMACOLOGY, Pharmacokinetics).

Hepatic impairment: No dosage adjustment is required in patients with mild hepatic impairment. There are no clinical data in patients with moderate or severe hepatic impairment; the need for starting dose adjustment is unknown (see WARNINGS AND PRECAUTIONS and ACTION AND CLINICAL PHARMACOLOGY, Pharmacokinetics).

Missed Dose

If a dose is missed, MEKINIST should not be taken if it is less than 12 hours until the next dose.

OVERDOSAGE

Symptoms and Signs

There were no cases of MEKINIST dosed above 4 mg once daily reported from the clinical trials. Doses of up to 4 mg orally once daily or loading doses of up to 10 mg on two consecutive days, have been administered to limited numbers of patients in a clinical study. Doses above the recommended 2 mg orally once daily regimen were associated with increased toxicities including retinal pigment epithelial detachment.

Treatment

There is no specific antidote for overdose of MEKINIST. In case of suspected overdose, MEKINIST should be withheld and supportive care instituted. Patients who develop adverse reactions should receive appropriate symptomatic treatment. Haemodialysis is not expected to enhance the elimination as trametinib is highly bound to plasma proteins.

For management of a suspected drug overdose, contact your regional Poison Control Centre.

ACTION AND CLINICAL PHARMACOLOGY

Mechanism of Action

MEKINIST monotherapy: Trametinib is small molecule inhibitor of mitogen-activated extracellular signal-regulated kinases 1 and 2 (MEK1 and MEK2). MEK1 and MEK2 are components of the mitogen-activated protein kinase (MAPK) pathway. The RAS effector pathway RAF-MEK-ERK, is an essential, shared element of mitogenic signalling involving tyrosine kinase receptors, leading to a wide range of cellular responses, including growth, differentiation, inflammation, and apoptosis. Mutant BRAF and RAS proteins subsequently signal through MEK1 and MEK2 leading to consecutive activation of the MAPK pathway and stimulation of cell growth. BRAF mutations have been identified at a high frequency in specific cancers, including approximately 50% of melanoma. Trametinib is a reversible, and selective allosteric inhibitor of MEK1 and MEK2 activation and kinase activity. The IC₅₀ values for the unphosphorylated form of MEK1 and MEK2 are 0.7 nM and 0.9 nM, respectively. The IC₅₀ values for the phosphorylated form of MEK1 and MEK2 are 13.2 nM and 10.7 nM, respectively. Trametinib inhibits growth of BRAF V600E mutant melanoma and non-small cell lung cancer (NSCLC) cell lines *in vitro* and demonstrates anti-tumour effects in BRAF V600 mutant melanoma xenograft models.

MEKINIST in combination with dabrafenib: Dabrafenib is a small molecule inhibitor of RAF kinases, including BRAF. Oncogenic mutations in BRAF lead to constitutive activation of the MAPK pathway (including RAS/RAF/MEK/ERK) and may promote tumour cell growth. Dabrafenib and trametinib provide concomitant inhibition of the pathway at the level of the RAF and MEK kinases, respectively. The combination of dabrafenib with trametinib was synergistic in BRAF V600 mutation-positive melanoma and V600E mutated non-small cell lung carcinoma (NSCLC) cell lines and delayed the emergence of resistance in BRAF V600 mutation-positive melanoma xenografts.

Pharmacodynamics

In patients (n = 5-6) with BRAF mutant melanoma, administration of trametinib (1 mg or 2 mg once daily) resulted in dose-dependent changes in biomarkers including inhibition of phosphorylated ERK, inhibition of Ki67 (a marker of cell proliferation), and increases in p27 (a marker of apoptosis).

Cardiovascular Effects: Initially, the effect of MEKINIST on ECG intervals was assessed as part of the first time in human study to determine the relationship between the manually read ECG interval parameters and plasma concentrations of trametinib using a nonlinear mixed effect model. Data were available from 50 patients with a total of 498 matched ECG interval and plasma concentration values collected on day 1 and day 15. The slope (95% CI) of the exposure-relationship with PR was positive (0.371 [0.223, 0.519] msec/ng/mL) indicating an increase in PR interval with increasing trametinib concentrations. A median increase of 8.3 msec in the PR interval is predicted at the geometric mean C_{max} value of 22.2 ng/mL, with an upper 95th percentile limit of 10.9 msec. At the maximum C_{max} value of 32.9 ng/mL, a median

increase of 12.2 msec of the PR interval is predicted, with an upper 95th percentile limit of 16.2 msec. The slopes of the relationship between trametinib concentration and QTc, QRS, and heart rate were not statistically significant.

In a modified QT study in patients with solid tumours, 35 patients received placebo on study day 1 followed by a 2 mg once daily dose of MEKINIST on study days 2 to 14. On study day 15, 27 patients received a single dose of 3 mg MEKINIST (supratherapeutic dose) and the other 3 patients received 2 mg MEKINIST. The study showed no potential for MEKINIST to alter the QTcF interval after repeat-dose administration of 2 mg MEKINIST, including at the supratherapeutic dose of 3 mg on day 15. Analyses of Holter-derived ECG data showed a statistically significant prolongation of the PR interval and decrease in heart rate. The worst-case on therapy mean increase in PR interval from baseline was 25.3 msec with MEKINIST vs. 6.0 msec with placebo. The worst-case on therapy mean decrease in heart rate from baseline was 11.5 bpm following treatment with MEKINIST vs. 3.0 bpm following placebo treatment.

The 24-hr Ambulatory Blood Pressure Monitoring (ABPM) results showed an overall increase from baseline in blood pressure. The mean worst post-baseline diastolic blood pressure (DBP) was 81.4 mmHg up from mean baseline DBP of 71.2 mmHg. The mean worst post-baseline systolic blood pressure (SBP) was 131.7 mmHg up from mean baseline SBP of 120.1 mmHg following treatment with MEKINIST. Post-treatment LVEF measured on Day 16 showed decreased LVEF from baseline in 20 (57%) patients, including 6 (17%) patients with LVEF decreased by 10 - 19 % and no patient had a LVEF decrease of > 20%. No clinically significant changes from baseline in other ECG parameters or LVEF results were identified.

Pharmacokinetics

The pharmacokinetics of trametinib were characterized following single- and repeat-oral administration and were adequately described by a 2-compartment model with dual sequential first-order absorption in patients.

Absorption: Trametinib is absorbed orally with median time to achieve peak concentrations of 1.5 hours post-dose (see Table 11). The mean absolute bioavailability of a single 2 mg tablet dose is 72% relative to an intravenous (IV) microdose. The increase in exposure (C_{max} and AUC) was dose-proportional following repeat-dosing. Following administration of 2 mg daily, geometric mean C_{max} , $AUC_{(0-\tau)}$ and pre-dose concentration were 22.2 ng/mL, 370 ng*hr/mL (see Table 11) and 12.1 ng/mL, respectively with a low peak:trough ratio (1.8). Inter-subject variability was low (< 28%).

Administration of a single dose of trametinib with a high-fat, high-calorie meal resulted in a 70% and 24% decrease in C_{max} and $AUC_{(0-168h)}$, respectively compared to fasted conditions (see DOSAGE AND ADMINISTRATION).

Distribution: Binding of trametinib to human plasma proteins is 97.4%. Trametinib has a volume of distribution of 1060 L determined following administration of a 5 μ g IV microdose.

Metabolism: *In vitro* studies demonstrated that trametinib is metabolized predominantly via deacetylation alone or with mono-oxygenation or in combination with glucuronidation

biotransformation pathways. Following a single dose (2 mg) of [14C]-trametinib, about 50% of circulating radioactivity is represented as parent. The deacetylation is mediated by carboxylesterases (i.e. carboxylesterase 1b/c and 2) and may also be mediated by other hydrolytic enzymes. The deacetylated metabolite (M5) has been shown to be active based on *in vitro* studies. However, based on its exposure (~10%) relative to parent, it is unlikely to contribute to the clinical activity of trametinib.

Elimination: Trametinib accumulates with repeat daily dosing with a mean accumulation ratio of 6.0 following a 2 mg once-daily dose. Mean terminal half-life is 127 hours (5.3 days) after single dose administration in a study with a 7 day sampling period (see Table 11), although a longer terminal phase (11 days) has been observed with a longer sampling period (10 days), presumably due to elimination from deep compartments. Steady-state was estimated to be achieved by Day 15-20 following administration of 2 mg once daily. The mean accumulation ratio of patients receiving continuous dosing of 2 mg once daily was 6.5 (95% CI: 5.5, 7.6) on Day 15 over Day 1. Trametinib plasma IV clearance is 3.21 L/hr.

Total dose recovery is low after a 10-day collection period (< 50%) following administration of a single oral dose of radiolabelled trametinib as a solution, due to the long half-life. Faecal excretion is the major route of elimination after [14C]-trametinib oral dose, accounting for > 80% of excreted radioactivity recovered while urinary excretion accounted for < 19% of excreted radioactivity recovered. Less than 0.1% of the excreted dose was recovered as parent in urine.

Combination with dabrafenib: Co-administration of MEKINIST 2 mg once daily and dabrafenib 150 mg twice daily resulted in a 16% increase in dabrafenib C_{max} and 23% increase in AUC at steady-state. A small decrease in trametinib bioavailability was also observed with the combination therapy, corresponding to a decrease in the trametinib AUC of 12% (estimated by Population PK analysis).

Table 11 Summary of Trametinib’s Pharmacokinetic Parameters in Patients with Cancer

Study	T _{max} (h) Median (Min, Max)	C _{max} (ng/mL) Geometric Mean (95% CI)	AUC ^a (ng*hr/mL) Geometric Mean (95% CI)	t _{1/2} (hr) Geometric Mean (95% CI)
Single 2 mg Dose ^b (n = 22)	1.5 (1.0, 4.0)	9.1 (7.2, 11.6)	415 (359, 479)	127 (113, 143)
Repeat-Dose (Day 15) ^{c, d} (n = 13)	1.8 (1.0, 3.0)	22.2 (18.7, 26.4)	370 (320, 427)	NA

Abbreviations: CI, confidence interval; NA, not applicable

^a AUC refers to AUC(0-∞) for single dose and AUC(0-τ) for repeat dose

^b Data is from the Phase I food effect study (fasting conditions)

^c 2 mg once daily; includes patients who received loading dose regimens

^d Data is from the Phase I first time in human study

Special Populations and Conditions

Paediatrics: No studies have been conducted to investigate the pharmacokinetics of trametinib in paediatric patients.

Geriatrics: Based on a population pharmacokinetic analysis, age had no relevant clinical effect on trametinib pharmacokinetics.

Gender/Weight: Based on a population pharmacokinetic analysis, sex and body weight were found to influence trametinib oral clearance. At a median weight of 79 kg, female patients had 21% lower trametinib clearance (4.9 vs. 6.2 L/h) and 25% higher AUC (402 vs. 322 ng•h.mL) than males.

Race/Ethnicity: There are insufficient data to evaluate potential differences in the pharmacokinetics of trametinib by race or ethnicity.

Hepatic Insufficiency: A clinical pharmacokinetic study has not been conducted in patients with hepatic impairment. Based on a population pharmacokinetic analysis, trametinib oral clearance to trametinib was not significantly different in patients with mild hepatic impairment (defined by total bilirubin \leq ULN and AST $>$ ULN, or total bilirubin $>$ 1.0-1.5x ULN with any AST level) relative to those with normal hepatic function. No data are available in patients with moderate or severe hepatic impairment (see DOSAGE AND ADMINISTRATION).

Renal Insufficiency: A clinical pharmacokinetic study in patients with renal impairment has not been conducted. The pharmacokinetics of trametinib were characterized in 223 patients enrolled in clinical trials with trametinib who had mild renal impairment and 35 patients with moderate renal impairment. Based on a population pharmacokinetic analysis mild ($60 \leq$ GFR $<$ 90 mL/min/1.73m²) and moderate renal impairment ($30 \leq$ GFR $<$ 60 mL/min/1.73m²) had no effect on trametinib oral clearance ($<$ 6% decrease for either renal impaired group compared to normal renal function). No data are available in patients with severe renal impairment (see DOSAGE AND ADMINISTRATION).

STORAGE AND STABILITY

Store refrigerated, 2-8 °C. Protect from light and moisture. Do not remove desiccant. Dispense in original bottle.

Once opened, the bottle may be stored for 30 days at not more than 30°C.

DOSAGE FORMS, COMPOSITION AND PACKAGING

MEKINIST 0.5 mg tablets are yellow, modified oval, biconvex, film-coated tablets with 'GS' debossed on one face and 'TFC' on the opposing face. Available in bottles of 30 tablets. Bottles contain a silica gel desiccant.

MEKINIST 2 mg tablets are pink, round, biconvex, film-coated tablets with 'GS' debossed on one face and 'HMJ' on the opposing face. Available in bottles of 30 tablets. Bottles contain a silica gel desiccant.

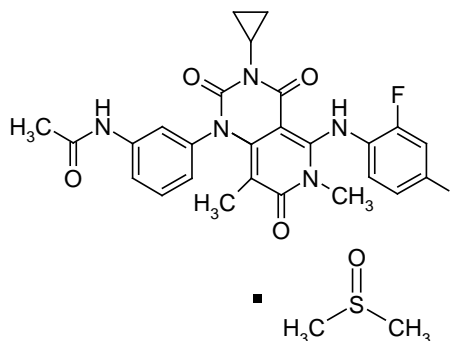
MEKINIST tablets contain trametinib-dimethylsulfoxide (1:1) equivalent to 0.5 or 2 mg of trametinib and the following nonmedicinal ingredients: croscarmellose sodium, hypromellose, magnesium stearate (vegetable source), mannitol, microcrystalline cellulose, silicon dioxide (colloidal), and sodium lauryl sulphate. The tablet coating contains: hypromellose polyethylene glycol, and titanium dioxide. In addition, the 0.5 mg tablets contain iron oxide yellow and the 2 mg tablets contain iron oxide red and polysorbate 80.

PART II: SCIENTIFIC INFORMATION

PHARMACEUTICAL INFORMATION

Drug Substance

- Common name: trametinib dimethyl sulfoxide
- Chemical name: equimolecular combination of N-(3-{3-cyclopropyl-5-[(2-fluoro-4-iodophenyl)amino]-6,8-dimethyl-2,4,7-trioxo-3,4,6,7-tetrahydropyrido[4,3-*d*]pyrimidin-1(2*H*)-yl}phenyl)acetamide with (methylsulfinyl)methane
- Molecular formula: $C_{26}H_{23}FIN_5O_4 \cdot C_2H_6OS$
- Molecular mass: 693.53 (DMSO solvate of parent)
615.39 (non-solvated parent)
- Structural formula:



Tablets are formulated to contain trametinib DMSO solvate equivalent to the labelled amount of trametinib as the unsolvated parent.

- Physicochemical properties: Trametinib dimethyl sulfoxide is a white to almost white solid. Trametinib dimethyl sulfoxide has low solubility (0.2 – 0.3 $\mu\text{g/mL}$) in the pH range of 2 to 8 in aqueous media at 37°C. Trametinib dimethyl sulfoxide is soluble in organic solvents (3.8 mg/mL in dimethyl sulfoxide (DMSO)) at 20°C.
pKa (basic) = 0.25

CLINICAL TRIALS

The efficacy and safety of MEKINIST monotherapy were evaluated in a phase III randomized, multi-centre, international, open label study comparing MEKINIST to chemotherapy in patients with unresectable or metastatic BRAF V600E or V600K mutation-positive cutaneous melanoma.

The efficacy and safety of MEKINIST in combination with dabrafenib in the treatment of patients with BRAF V600E/K mutation positive unresectable or metastatic melanoma has been evaluated in the phase III multi-centre, international clinical study MEK115306.

Screening for eligibility included central laboratory testing for BRAF V600 mutation using a BRAF mutation assay conducted on the most recent tumour sample available from either a primary tumour or a tumour from a metastatic site.

The efficacy and safety of MEKINIST in combination with dabrafenib in the adjuvant treatment of patients with Stage III melanoma with a BRAF V600 mutation, following resection was studied in a phase III, multi-centre, randomized, double-blind, placebo-controlled study (BRF115532). Screening for the study included central laboratory testing of BRAF mutation (V600E or V600K) using a BRAF mutation assay conducted at baseline.

The efficacy and safety of MEKINIST in combination with dabrafenib in the treatment of patients with metastatic non-small cell lung cancer (NSCLC) with a BRAF V600E mutation has been evaluated in the phase II multi-centre, international clinical study BRF113928. Screening for the study included local laboratory testing of BRAF V600E mutation conducted on tumour samples available mostly from the primary tumour.

Unresectable or Metastatic Melanoma

MEKINIST Monotherapy

Phase III Pivotal Study MEK114267

Trial Design

Patients may have received up to one prior chemotherapy in unresectable or metastatic setting. Patients previously treated with a BRAF or MEK inhibitor were excluded. Patients were randomized 2:1 to receive MEKINIST 2 mg once daily or chemotherapy (dacarbazine 1000 mg/m² every 3 weeks or paclitaxel 175 mg/m² every 3 weeks). Treatment for all patients continued until disease progression, death or withdrawal. Patients in the chemotherapy arm were allowed to cross-over to MEKINIST therapy after independent confirmation of progression.

The Intent to Treat (ITT) population included all randomized patients with BRAF V600E, or V600K mutation-positive unresectable or metastatic melanoma with or without a prior history of brain metastases.

The primary efficacy population included patients with unresectable or metastatic BRAF V600E mutation-positive cutaneous melanoma without a prior history of brain metastases. The primary efficacy endpoint was progression-free survival (PFS). The secondary endpoints included PFS in the ITT population as well as overall survival (OS), overall response rate (ORR), and duration of response (DoR) in the primary efficacy and ITT populations.

Study demographics and Baseline Characteristics

Study demographics and baseline characteristics were balanced between treatment groups in the primary efficacy population and the ITT population (see Table 12).

Table 12 Summary of patient demographics and baseline characteristics in pivotal clinical trial of MEKINIST (ITT Population) – Study MEK114267

	MEKINIST (N = 214)	Chemotherapy^a (N = 108)	Total (N = 322)
Age (years) Median (Min. – Max.)	54.5 (23-85)	54.0 (21-77)	54.0 (21 -85)
Age Category, n (%)			
< 65 years	165 (77)	86 (80)	251 (78)
≥ 65 years	49 (23)	22 (20)	71 (22)
Sex, n (%)			
Male	120 (56)	53 (49)	173 (54)
Female	94 (44)	55 (51)	149 (46)
Baseline lactate dehydrogenase, n (%)			
≤ ULN	134 (63)	66 (61)	200 (62)
> ULN	77 (36)	42 (39)	119 (37)
Unknown	3 (1)	0	3 (< 1)
Any prior therapy, n (%)			
No	14 (7)	7 (6)	31 (10)
Yes	200 (93)	101 (94)	291 (90)
Prior chemotherapy in unresectable or metastatic setting, n (%)			
No	143 (67)	70 (65)	213 (66)
Yes	71 (33)	38 (35)	109 (34)
Prior immunotherapy, n (%) ^b			
No	146 (68)	78 (72)	224 (70)
Yes	68 (32)	30 (28)	98 (30)
Prior biologic therapy, n (%)			
No	198 (93)	95 (88)	293 (91)
Yes	16 (7)	13 (12)	29 (9)
ECOG PS at Baseline, n (%)			
ECOG 0	136 (64)	69 (64)	205 (64)
ECOG 1	78 (36)	39 (36)	117 (36)
Stage at screening, n (%)			
IIIC, IV M1a, or IV M1b	69 (32)	45 (42)	114 (35)
IV M1c	144 (67)	63 (58)	207 (64)
Unknown	1 (< 1)	0	1 (< 1)
Number of disease sites at Baseline, n (%)			
≥ 3 sites	123 (57)	56 (52)	179 (56)
< 3 sites	91 (43)	52 (48)	143 (44)
BRAF mutation status, n (%)			
V600E	184 (86)	97 (90)	281 (87)
V600K	29 (14)	11 (10)	40 (12)
V600E/V600K	1 (< 1)	0	1 (< 1)
History of brain metastases, n (%)			
No	205 (96)	106 (98)	311 (97)
Yes	9 (4)	2 (2)	11 (3)

Abbreviations: ECOG = Eastern Cooperative Oncology Group; PS = performance status; ULN = upper limit of normal

^a Chemotherapy included patients on dacarbazine (DTIC) 1,000 mg/m² every 3 weeks or paclitaxel 175 mg/m² every 3 weeks.

^b The majority of patients received adjuvant interferon. Patients were not permitted ipilimumab in the unresectable or metastatic setting.

Study results

In the primary efficacy population, MEKINIST demonstrated a statistically significant improvement in investigator-assessed PFS (HR = 0.44; [95% CI: 0.31, 0.64], N = 273, P < 0.0001) which represents a 56% reduction in the risk of tumour progression or death for patients treated with MEKINIST compared with those treated with chemotherapy. Comparable PFS results were observed in the ITT population (HR = 0.45; [95% CI: 0.33, 0.63], N = 322, P < 0.0001; see Table 13 and Figure 1). Similar PFS results were seen based on an Independent Review Committee evaluation. At the time of the primary analysis, the median follow-up was 4.9 months for patients treated with MEKINIST and 4.8 months for those treated with chemotherapy.

At the time of primary analysis, OS data were not mature with 20% events reported in the ITT population and 51 (47%) patients in the chemotherapy arm had crossed over to receive MEKINIST after a confirmed disease progression. An updated analysis was conducted with 63% events. See Table 13 for results.

The investigator-assessed best confirmed ORR was 22% in the MEKINIST arm compared to 8% in the chemotherapy arm (see Table 13). However, in the MEKINIST treatment arm, the confirmed ORR was 10% in patients with BRAF V600K mutation compared to 24% in those with BRAF V600E mutation.

Treatment effect with MEKINIST was observed across all subgroups. However, in patients with BRAF V600K mutation, the investigator-assessed best confirmed ORR was 10% in the MEKINIST arm (n = 29) compare to 18% in the chemotherapy arm (n = 11).

Table 13 Investigator-Assessed Efficacy Results – Study MEK114267

Endpoint	MEKINIST	Chemotherapy^a
Primary Efficacy Population	(N = 178)	(N = 95)
PFS		
Number of events, n (%)	96 (54)	68 (72)
Median PFS (months) (95% CI)	4.8 (3.5, 4.9)	1.4 (1.4, 2.7)
Hazard Ratio ^b (95% CI) <i>P</i> value ^b	0.44 (0.31, 0.64) < 0.0001	
ITT Population	(N = 214)	(N = 108)
PFS		
Number of events, n (%)	118 (55)	77 (71)
Median PFS (months) (95% CI)	4.8 (4.3, 4.9)	1.5 (1.4, 2.7)
Hazard Ratio ^b (95% CI) <i>P</i> value ^b	0.45 (0.33, 0.63) < 0.0001	
OS		
Primary analysis: OS^c		
Died, n (%)	35 (16)	29 (27)
Hazard Ratio ^b (95% CI) <i>P</i> value ^b	0.54 (0.32, 0.92) 0.014	
OS censored at the time of crossover		
Died, n (%)	35 (16)	15 (14)
Hazard Ratio ^b (95% CI) <i>P</i> value ^b	0.59 (0.30, 1.18) 0.073	
Updated OS		
Died, n (%)	137 (64)	67 (62)
Hazard Ratio ^b (95% CI) <i>P</i> value	0.78 (0.57, 1.06) 0.091	
Median overall survival (months) (95% CI)	15.6 (5.9, 9.2)	11.3 (7.2, 14.8)
Overall Response		
Best Response, n (%)		
CR	4 (2) ^d	0
PR	43 (20)	9 (8)
ORR (CR+PR), (%) (95% CI)	22 (16.6, 28.1)	8 (3.9, 15.2)
Duration of Response	(N = 47)	(N = 9)
Median, months (95% CI)	5.5 (4.1, 5.9)	NR(5.0, NR)

ITT = Intent to treat; PFS = Progression-free survival; CI = Confidence interval; CR = Complete response; ORR = Overall response rate; PR = Partial response; NR = Not reached

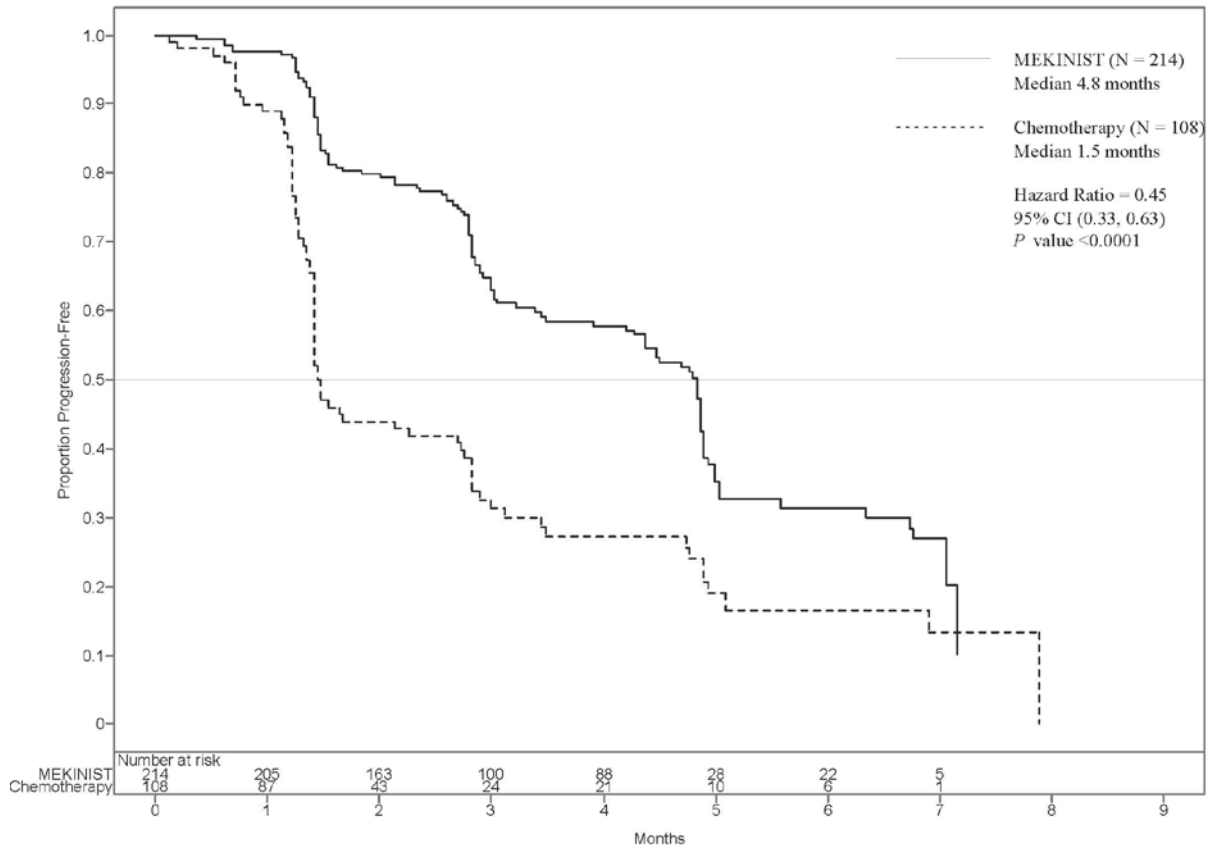
^a Chemotherapy included patients on dacarbazine (DTIC) 1000 mg/m² every 3 weeks or paclitaxel 175 mg/m² every 3 weeks.

^b Hazard ratios are estimated using a Pike estimator. A hazard ratio < 1 indicates a lower risk with this treatment. Hazard Ratio and p-value from stratified log-rank test are adjusted for prior chemotherapy for unresectable or metastatic disease and baseline LDH.

^c Fifty-one (47%) patients crossed over to receive MEKINIST following disease progression.

^d The four patients were reported as 2 PR, 1 stable disease and 1 'not evaluable' by the Independent Review Committee.

Figure 1 Investigator-Assessed PFS (ITT population)



Lack of efficacy in patients previously treated with BRAF inhibitors

In a single arm Phase II study, efficacy of MEKINIST monotherapy was evaluated in 40 patients with BRAF V600E or V600K mutation positive unresectable or metastatic cutaneous melanoma who had received prior treatment with a BRAF inhibitor. At baseline, the median age was 58 (range: 23-76) years, 63% were male, 100% were Caucasian, 98% had ECOG performance status of 0 or 1. No patient achieved a confirmed complete or partial response after treatment with MEKINIST at 2 mg once daily (see INDICATIONS AND CLINICAL USE and WARNINGS AND PRECAUTIONS, General).

MEKINIST in Combination with Dabrafenib

Phase III Pivotal Study MEK115306

Trial design

MEK115306 was a phase III, randomized, double-blind study comparing the combination of MEKINIST and dabrafenib to dabrafenib and placebo as first-line therapy for subjects with unresectable (Stage IIIC) or metastatic (Stage IV) BRAF V600E/K mutation-positive cutaneous melanoma.

Patients were not allowed to have prior systemic anti-cancer treatment in the unresectable or metastatic setting, although prior systemic treatment in the adjuvant setting was allowed. The primary endpoint was investigator-assessed progression-free survival (PFS), which was to be assessed after 193 events (progression or death) were observed (Primary PFS Analysis); upon formal declaration of a data cut based on the 193 known events, an additional 18 progressions were discovered during the data retrieval and cleaning process. Secondary endpoints ORR and duration of response were reported at the time of this primary PFS analysis. The secondary endpoint OS analysis was to be performed when 220 events (death) had occurred (Final OS Analysis).

Patients were stratified by lactate dehydrogenase (LDH) level (above the upper limit of normal [ULN] versus \leq ULN) and BRAF mutation (V600E versus V600K). Crossover was not allowed.

MEKINIST and dabrafenib were administered at their recommended monotherapy doses of 2 mg once daily and 150 mg twice daily, respectively.

Study Demographics and Baseline Characteristics

Study demographics were balanced between treatment arms. Baseline disease characteristics and prognostic factors were well balanced between the treatment arms, with the exception of the occurrence of visceral disease, which was higher in the combination therapy arm compared with the dabrafenib monotherapy arm (see Table 14).

Table 14 Demographic and Baseline Characteristics - Study MEK115306

	MEKINIST + Dabrafenib (N = 211)	Placebo + Dabrafenib (N = 212)
Age (years) Median (Min, Max)	55.1 (22, 89)	56.5 (22, 86)
Age Group, n (%) < 65	154 (73)	151 (71)
≥ 65	57 (27)	61 (29)
Sex, n (%) Female	100 (47)	98 (46)
Male	111 (53)	114 (54)
ECOG PS at Baseline, n (%) 0	155 (73)	150 (71)
1	55 (26)	61 (29)
Baseline LDH, n (%) ≤ ULN	133 (63)	140 (66)
> ULN	77 (36)	71 (33)
Visceral Disease at Baseline, n (%) Yes	165 (78)	145 (68)
No	46 (22)	66 (31)
BRAF Mutation Status, n (%) V600E	179 (85)	181 (85)
V600K ^a	32 (15)	30 (14)
(M stage) at Screening, n (%) M0	5 (2)	10 (5)
M1a	19 (9)	31 (15)
M1b	45 (21)	32 (15)
M1c	142 (67)	138 (65)

^a One subject was both BRAF V600E and BRAF V600K mutation positive and is included in the V600K subset in this display

ECOG = Eastern Cooperative Oncology Group; PS = performance status

Study results

Treatment with the combination therapy resulted in a statistically significant improvement in investigator-assessed PFS compared with dabrafenib monotherapy treatment (HR 0.75; 95% CI: 0.57, 0.99; p = 0.035). This represents a 25% reduction in risk of tumour progression or death in the combination therapy arm compared with dabrafenib monotherapy. Median PFS for the combination therapy arm was 9.3 months compared with 8.8 months for the dabrafenib monotherapy arm. Independent reviewer assessed PFS results were not statistically significant (HR 0.78; 95% CI: 0.59, 1.04).

The secondary endpoint of investigator assessed best confirmed ORR favoured the combination therapy over dabrafenib monotherapy. See Table 15 for details.

Efficacy results are presented in Table 15 and Figure 2 and Figure 3.

Table 15 Efficacy Results - Study MEK115306

	Primary Analysis*		Updated Analysis*	
	MEKINIST + dabrafenib	dabrafenib + Placebo	MEKINIST + dabrafenib	dabrafenib + Placebo
Primary endpoint				
PFS	(N = 211)	(N = 212)	(N = 211)	(N = 212)
Median, months (95% CI)	9.3 (7.7, 11.1)	8.8 (5.9, 10.9)	11.0 (8.0, 13.9)	8.8 (5.9, 9.3)
HR (95% CI) and log-rank p-value ^a	0.75 (0.57, 0.99) p = 0.035		0.67 (0.53, 0.84) p < 0.001	
Secondary endpoints				
ORR^d	N = 210	N = 210	N = 210	N = 210
CR, n (%)	22 (10)	18 (9)	33 (16)	28 (13)
PR, n (%)	118 (56)	90 (43)	111 (53)	84 (40)
ORR (CR+PR), n (%) (95% CI)	140 (67) (59.9, 73.0)	108 (51) (44.5, 58.4)	144 (69) (61.8, 74.8)	112 (53) (46.3, 60.2)
Duration of Response	N = 140	N = 109	N = 144	N = 113
Median, months (95% CI)	9.2 (7.4, NR)	10.2 (7.5, NR)	12.9 (9.4, 19.5)	10.6 (9.1, 13.8)
		Interim Analysis	Final Analysis	
OS	(N = 211)	(N = 212)	(N = 211)	(N = 212)
Died (%)	40 (19)	55 (26)	99 (47)	123 (58)
HR (CI) and log-rank p-value ^a	0.63 (0.30, 1.32) ^b		0.71 (0.55, 0.92) ^c p = 0.011	
Median, months (95% CI)	NR		25.1 (19.2, NR)	18.7 (15.2, 23.7)

*Primary analysis data cut: 26 August 2013, Final OS data cut: 12 January 2015

CI = Confidence Interval; HR = Hazard Ratio; CR = Complete Response; ORR = Overall Response Rate; PR = Partial Response; NR = Not Reached

- a. Hazard ratio and log-rank p-value are adjusted for randomized strata: baseline LDH and BRAF mutation status
- b. The stopping boundary for overall survival (one-sided alpha) for this interim analysis is based on the available information (95 events), and is 0.00014. Confidence interval is based on the allocated alpha. The results were not statistically significant
- c. 95% CI
- d. Includes only patients with measurable disease at baseline

Figure 2 Kaplan-Meier Curves for PFS Primary Analysis (ITT Population), Study MEK115306

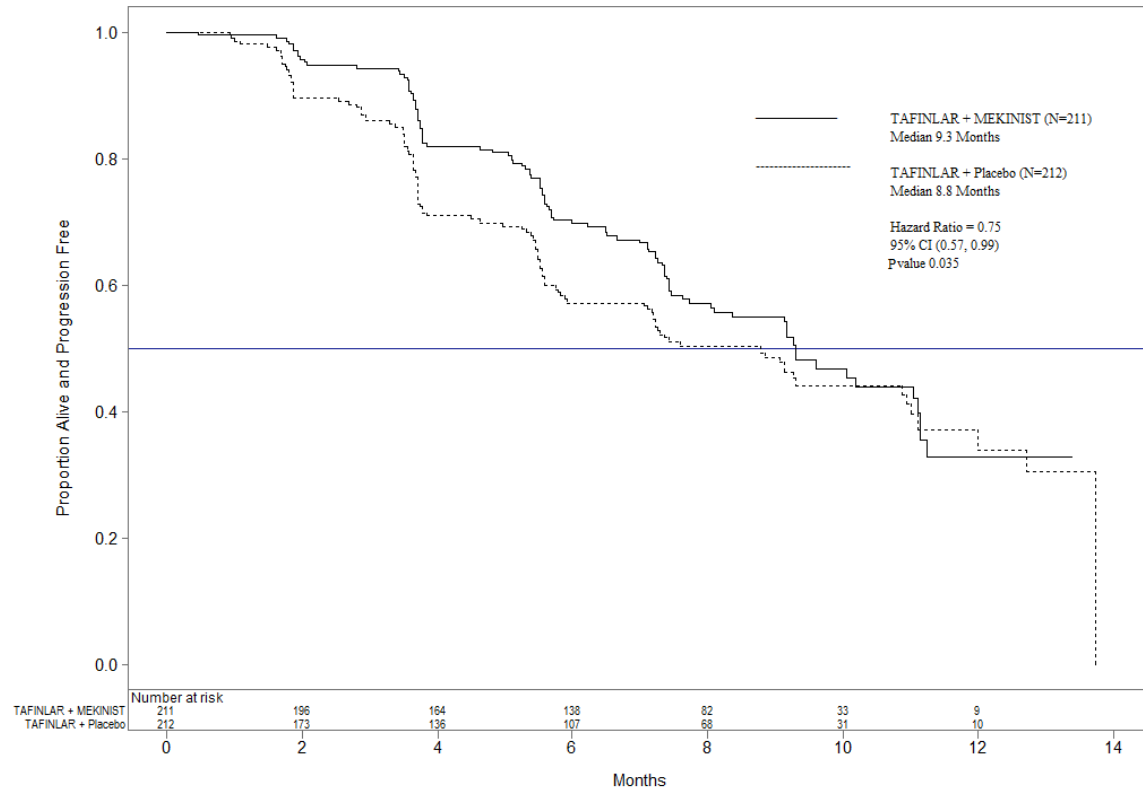
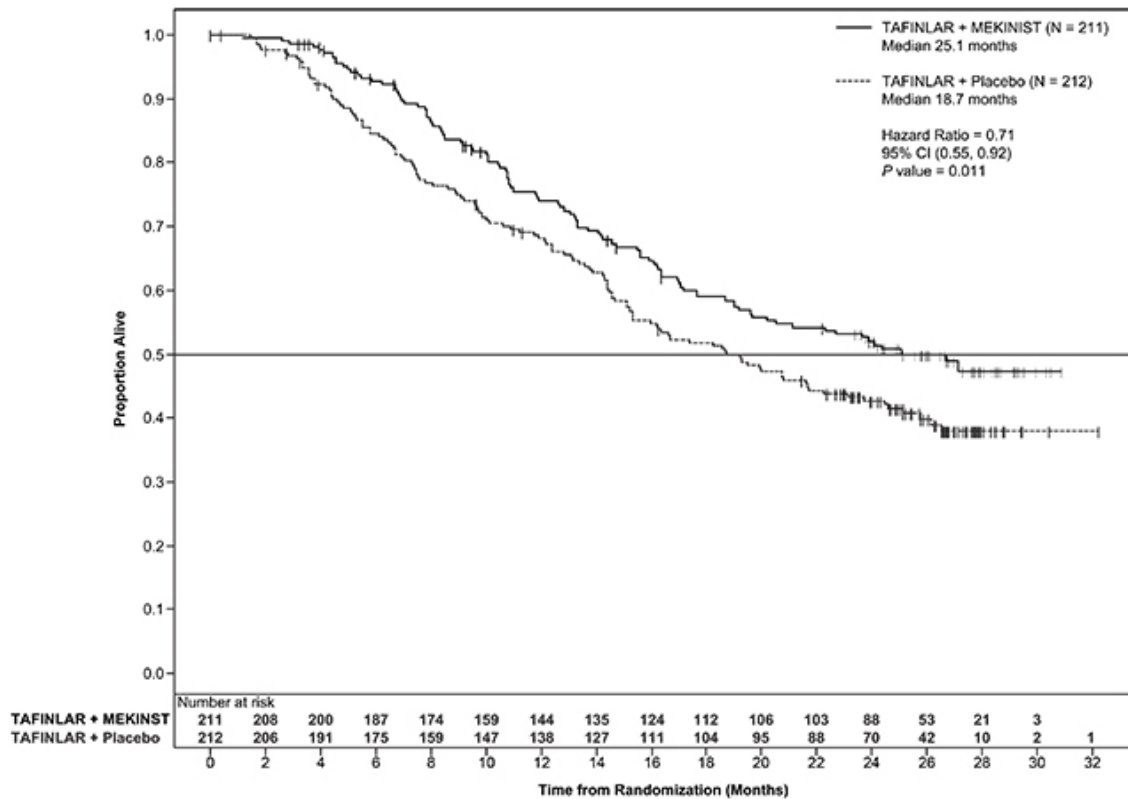


Figure 3 Kaplan-Meier Curves for Final OS (ITT population), Study MEK115306



Adjuvant treatment of melanoma

MEKINIST in Combination with dabrafenib

Phase III Pivotal Study BRF115532

Trial Design

The efficacy and safety of MEKINIST in combination with dabrafenib were studied in a phase III, multi-centre, randomized, double-blind, placebo-controlled study in patients with Stage III melanoma with a BRAF V600E or V600K mutation, following resection.

Patients were randomized 1:1 to receive either dabrafenib and trametinib combination therapy (MEKINIST 2 mg once daily and dabrafenib 150 mg twice daily) or two placebos for a period of 12 months. Enrolment required complete resection of melanoma with complete lymphadenectomy within 12 weeks prior to randomization. Any prior systemic anticancer treatment, including radiotherapy, was not allowed. Patients with a history of prior malignancy, if disease-free for at least 5 years, were eligible. Patients presenting with malignancies with confirmed activating RAS mutations were not eligible. Patients were stratified by BRAF mutation status (V600E or V600K) and stage of disease prior to surgery (by Stage III sub-stage, indicating different levels of lymph node involvement and primary tumour size and ulceration). The primary endpoint was investigator-assessed relapse-free survival (RFS), defined as the time from randomization to disease recurrence or death from any cause.

Radiological tumour assessment was conducted every 3 months for the first two years and every 6 months thereafter, until first relapse was observed. The key secondary endpoint was overall survival (OS). The median duration of follow-up (time from randomization to last contact or death) was 2.83 years in the dabrafenib and trametinib combination arm and 2.75 years in the placebo arm.

Study Demographics and Baseline Characteristics

The baseline characteristics of the patients were well balanced in the two groups. In both groups 91% had a BRAF V600E mutation and 9% had a BRAF V600K mutation (Table 16).

Table 16 Demographic and Baseline Characteristics - Study BR115532

	MEKINIST + Dabrafenib (N = 438)	Placebo (N = 432)
Age (years) Median (Min, Max)	50.0 (18,89)	51.0 (20,85)
Age Group, n (%) < 65	353 (81%)	359 (83%)
≥ 65	85 (19%)	73 (17%)
Sex, n (%) Female	195 (45%)	193 (45%)
Male	243 (55%)	239 (55%)
Race, n (%) White	432 (99%)	427 (99%)
Asian	6 (1%)	5 (1%)
Primary Tumour Type Melanoma	438 (100%)	432 (100%)
Time Since Initial Diagnosis (months) 1st Quartile	4	4
Median	5.0	6.0
3rd Quartile	19	20
Min. – Max.	1 - 306	0 - 351
Stage at Screening* IIIA	83 (19%)	71 (16%)
IIIB	169 (39%)	187 (43%)
IIIC	181 (41%)	166 (38%)
Unknown	5 (1%)	8 (2%)
Primary Tumour Ulceration Yes	179 (41%)	177 (41%)
No	253 (58%)	249 (58%)
Missing	6 (1%)	6 (1%)
In-transit Disease Yes	51 (12%)	36 (8%)
No	387 (88%)	395 (91%)
Missing	0	1 (<1%)
BRAF Mutation Status, n (%) V600E	400 (91%)	395 (91%)
V600K	38 (9%)	37 (9%)

* Per the American Joint Committee on Cancer (AJCC) – Melanoma of the Skin Staging – 7th Edition

Study Results

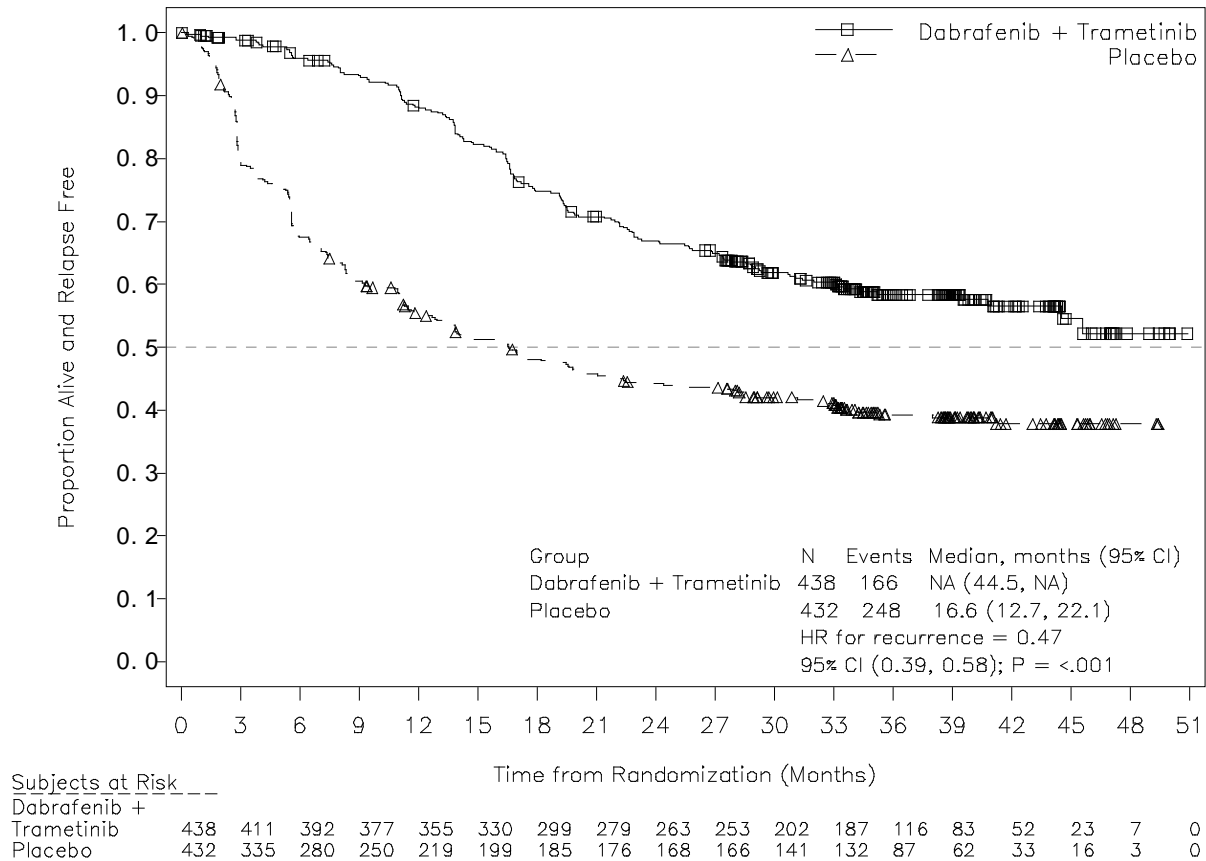
Results for the primary analysis of RFS are presented in Figure 4 and in Table 17. The study showed a statistically significant difference for the primary outcome of RFS between treatment arms, with an estimated 53% risk reduction in the dabrafenib and trametinib combination arm compared to the placebo arm (HR=0.47; 95% CI: 0.39, 0.58; p=1.53×10⁻¹⁴). Results were

consistent across subgroups, including stratification factors for disease stage and BRAF V600 mutation type. Median RFS was 16.6 months for the placebo arm, and has not yet been reached for the combination arm.

Table 17 Relapse-Free Survival Results - Study BRF115532

	MEKINIST + Dabrafenib (N = 438)	Placebo (N = 432)
RFS parameter		
Number of events, n (%)	166 (38%)	248 (57%)
Recurrence	163 (37%)	247 (57%)
Relapsed with distant metastasis	103 (24%)	133 (31%)
Death	3 (<1%)	1 (<1%)
Median (months)	NE	16.6
(95% CI)	(44.5, NE)	(12.7, 22.1)
Hazard ratio ^[1]	0.47	
(95% CI)	(0.39, 0.58)	
p-value ^[2]	1.53×10 ⁻¹⁴	
1-year rate (95% CI)	0.88 (0.85, 0.91)	0.56 (0.51, 0.61)
2-year rate (95% CI)	0.67 (0.63, 0.72)	0.44 (0.40, 0.49)
3-year rate (95% CI)	0.58 (0.54, 0.64)	0.39 (0.35, 0.44)
OS parameter		
Hazard ratio ^[1]	0.57	
(95% CI)	(0.42, 0.79)	
<p>[1] Hazard ratio is obtained from the stratified Pike model. [2] P-value is obtained from the two-sided stratified log-rank test (stratification factors were disease stage – IIIA vs. IIIB vs. IIIC (per the American Joint Committee on Cancer (AJCC) – Melanoma of the Skin Staging – 7th Edition) – and BRAF V600 mutation type – V600E vs. V600K) NE = not estimable</p>		

Figure 4 Relapse-free survival Kaplan-Meier curves (ITT population) – Study BRF115532



Based on 153 events (60 (14%) in the combination arm and 93 (22%) in the placebo arm) corresponding to a 26% information fraction of the total target of 597 OS events, the estimated hazard ratio for OS was 0.57 (95% CI: 0.42, 0.79), which was not statistically significant. The overall survival data were not mature at the time of the study’s primary efficacy analysis.

Metastatic NSCLC

Phase II Pivotal Study BRF113928

Trial Design

BRF113928 was a phase II, multi-centre, non-randomized and open-label study enrolling patients with metastatic BRAF V600E-mutant NSCLC. The study enrolled 93 patients; 57 patients whose disease progressed following 1 to 3 previous systemic treatments and 36 patients who received the study medication as first-line treatment for metastatic disease. All patients received MEKINIST 2 mg once daily and dabrafenib 150 mg twice daily.

The primary endpoint was the investigator-assessed ORR using the ‘Response Evaluation Criteria In Solid Tumors’ (RECIST), v1.1, and the secondary endpoint was Duration of Response (DoR); both were also assessed by an Independent Review Committee (IRC) as a

sensitivity analysis. For those whose disease progressed following 1 to 3 previous systemic treatments, the null hypothesis was that the ORR is less than or equal to 30%. The alternative hypothesis was that the ORR is higher than or equal to 55%. For those who received the study medication as first line treatment for metastatic disease, the null hypothesis was that the ORR is less than or equal to 30%. The alternative hypothesis was that the ORR is higher than or equal to 60%.

Baseline characteristics are listed in Table 18 below.

Table 18 Demographic and Baseline Characteristics - Study BRF113928

	Previously treated MEKINIST + Dabrafenib (N = 57)	Treatment-naïve MEKINIST + Dabrafenib (N = 36)
Age (years)		
Median (Min, Max)	64 (41, 88)	67 (44, 91)
Age Group, n (%)		
< 65	29 (51)	14 (39)
≥ 65	28 (49)	22 (61)
Sex, n (%)		
Female	28 (49)	22 (61)
Male	29 (51)	14 (39)
Race, n (%)		
White	49 (86)	30 (83)
Asian	4 (7)	3 (8)
Black or African American	2 (4)	1 (3)
Other	2 (4)	2 (6)
ECOG PS at Baseline, n (%)		
0	17 (30)	13 (36)
1	35 (61)	22 (61)
2	5 (9)	1 (3)
Histology, n (%)		
Squamous	0	1 (3)*
Non-squamous	57 (100)	35 (37)
Smoking History, n (%)		
Never smoked	16 (28)	10 (28)
Current smoker	6 (11)	5 (14)
Former smoker	35 (61)	21 (58)
Prior anti-cancer therapy for metastatic disease, n (%)		
1	38 (67)	0 (0)
2	12 (21)	0 (0)
3	7 (12)	0 (0)

ECOG = Eastern Cooperative Oncology Group; PS = performance status

* 1 patient with adenosquamous carcinoma - predominately squamous histology. All histology was determined by local pathological report.

Study results

The ORR in the previously treated combination therapy population was 63.2% (95% CI, 49.3, 75.6) by investigator assessment and median DoR was 9.0 months (95% CI: 6.9, 18.3). The

median duration of treatment was 10.6 months. The ORR in the treatment-naïve population was 61.1% (95% CI, 43.5, 76.9) and median DoR was not reached. The median duration of treatment was 8.21 months. The IRC-assessed efficacy results were consistent with the investigator assessments (see Table 19).

Table 19 Efficacy Results - Study BRF113928

Efficacy Endpoints [†]	Previously treated* N = 57		Treatment-naïve* N = 36	
	Investigator-Assessed	IRC-Assessed	Investigator-Assessed	IRC-Assessed
Primary Endpoint				
Overall Response Rate (ORR)				
ORR, % (95% CI)	63.2 (49.3, 75.6)	63.2 (49.3, 75.6)	61.1 (43.5, 76.9)	61.1 (43.5, 76.9)
CR, n (%)	2 (4)	0	2 (6)	1 (3)
PR, n (%)	34 (60)	36 (63)	20 (56)	21 (58)
Secondary endpoints				
Duration of response				
Median, months (95% CI)	9.0 (6.9, 18.3)	9.0 (5.8, 17.6)	NE (8.3, NE)	NE (6.9, NE)

* Primary analysis data cut-off dates: 07 October 2015 (previously treated), 08 August 2016 (treatment-naïve)

[†] CI = Confidence interval; CR = Complete response; IRC = Independent review committee; NE = Not evaluable; PR = Partial response

DETAILED PHARMACOLOGY

Refer to PART I, ACTION AND CLINICAL PHARMACOLOGY.

SAFETY PHARMACOLOGY

In vitro, trametinib inhibited hERG channel repolarization in HEK293 cells in a concentration dependent manner, with an IC₅₀ of 1.54 µM (950 ng/mL). In a rabbit left ventricular wedge assay, trametinib had no significant effect on QT interval at concentrations up to 30 µM (18450 ng/mL, limit of solubility). In this preparation, significant decreases in isometric contractile force occurred at concentrations of 10 and 30 µM. A single intravenous infusion of trametinib in dogs given 1 mg/kg over 10 minutes produced no changes in electrocardiogram (ECG) parameters, blood pressure, or heart rate during the 30 minute post-dose measurement period. The highest plasma concentrations were determined at the end of the 10 minute infusion and the mean was 2.5±0.4 µM (1500 ng/mL). Single oral trametinib doses of up to 0.075 mg/kg in

dogs produced no changes in arterial blood pressure, heart rate, body temperature, or ECG intervals, including QTc. Based on estimated exposures, the C_{\max} at this dose would be less than therapeutic (< 22 ng/mL).

In vitro, trametinib was a selective inhibitor of MEK1 and MEK2 with no affinity for other kinases at concentrations up to 10 μ M (6154 ng/mL). Trametinib showed no significant binding activity ($IC_{50} > 10 \mu$ M, 6154 ng/mL) in a screen for a number of receptors, enzymes, and ion channels.

TOXICOLOGY

Trametinib administration in non-clinical toxicology studies resulted in dose-dependent findings attributed primarily to its pharmacologic mechanism of action (inhibition of MAPK which leads to inhibition of cell proliferation in tissues with high proliferative rates including gastrointestinal, integument, and hematopoietic systems). These effects occurred in animals at systemic trametinib exposures generally below those achieved at the oral therapeutic dose of 2 mg/day in cancer patients ($C_{\max} = 22.2$ ng/mL; $AUC = 370$ ng.h/mL). Other findings included effects on phosphate homeostasis and soft tissue mineralization, liver, bone, ovary, and the developing embryo or foetus.

Skin lesions were seen in rats and dogs, but were more prevalent in rats where they included acanthosis, erosion, and ulceration as well as inflammatory responses in more severe cases.

Adverse gastrointestinal tract effects were observed in all repeated dose toxicology studies and were more common in dogs than rats. In both species, gastrointestinal-related clinical effects included reduced food consumption, body weight loss, and abnormal faeces. Microscopic findings in dogs included erosions and/or neutrophilic inflammation and were observed throughout the GI tract and were accompanied by lymphoid depletion in gut-associated lymphoid tissue (GALT). In rats, erosion and ulceration of stomach and cecum mucosal epithelium were seen in exploratory studies and erosion, inflammation, and hyperplasia of the glandular mucosa seen in the 13 week pivotal study.

Hematopoietic effects were seen in rats and dogs. Microscopic changes in rats included hematopoietic cell and lymphoid necrosis, bone marrow hypocellularity, and splenic necrosis in short term studies and hematopoietic cell necrosis in a 13-week study. In dogs, lymphoid depletion in GALT and thymus, bone marrow hypocellularity, and myeloid hyperplasia were seen in one or more studies. Total WBC count was frequently increased, due mainly to increased neutrophils, and likely related to the inflammatory lesions in the skin and gastrointestinal tract. Decreases in RBC parameters and reticulocyte count were seen in most of the rat studies and all dog studies.

Trametinib caused dose-dependent serum phosphatemia in rats and dogs and presumably the related soft tissue mineralization in rat tissues including stomach, kidney, heart, lung, aorta, cornea, and liver, that was shown to be due to calcium deposition. In the exploratory studies, myocardial necrosis, hepatocellular necrosis, renal cortical tubular degeneration, and

alveolar/bronchiolar lesions and haemorrhage seen at non-tolerated doses were usually associated with tissue mineralization.

Thickening of the growth plate was observed in the long bones of rats with subepiphyseal infarcts/degeneration observed at higher doses. Serum and urine biomarkers indicated that both bone resorption (urinary deoxypyridinoline-to-creatinine ratio) and formation (serum crosslinked C-telopeptide of type 1 collagen, osteocalcin, tartrate-resistant acid phosphatase) occurred in rats in a 3-day investigative study.

In repeat-dose studies in rats, hepatocellular necrosis and transaminase elevations were seen after 8 weeks at ≥ 0.062 mg/kg/day (approximately 0.8 times human clinical exposure based on AUC). Mild aminotransferase and alkaline phosphatase increases at ≥ 0.03 mg/kg/day in dogs correlated with sinusoidal neutrophilia and Kupffer cell activation may have been related to gastrointestinal toxicity.

In mice, lower heart rate, heart weight and left ventricular function were observed without cardiac histopathology after 3 weeks at ≥ 0.25 mg/kg/day trametinib (approximately 3 times human clinical exposure based on AUC) for up to 3 weeks. In adult rats, myocardial mineralization and/or necrosis associated with increased serum phosphorus were seen ≥ 0.3 mg/kg/day.

Trametinib was phototoxic in an in vitro mouse fibroblast 3T3 Neutral Red Uptake (NRU) assay at significantly higher concentrations than clinical exposures (IC_{50} at $2.92 \mu\text{g/mL}$, ≥ 130 times the clinical exposure based on C_{max}).

Dogs given trametinib in combination with dabrafenib for 4 weeks demonstrated decreased serum albumin concentrations consistent with an acute phase response secondary to mild granulomatous changes in the stomach and mesenteric lymph node. Decreases in serum albumin have also been reported in patients receiving combination therapy as compared to those receiving dabrafenib monotherapy in the phase III combination study (see ADVERSE REACTIONS, Clinical Trial Adverse Reactions, Table 4).

Dogs given trametinib in combination with dabrafenib for 4 weeks also demonstrated decreased lymphoid cellularity of the thymus at a lower dose than in a 3-week dog study in which single agent trametinib was administered.

Carcinogenesis and Mutagenesis

Carcinogenicity studies with trametinib have not been conducted. Trametinib was not genotoxic in studies evaluating reverse mutations in bacteria, mutagenicity and chromosomal aberrations in cultured mouse lymphoma cells, and micronuclei in the bone marrow of rats.

Reproductive Toxicology

Fertility: No formal fertility studies were conducted. Trametinib may impair female fertility in humans. In adult rat repeat-dose studies with female rats given trametinib for up to 13 weeks, alterations in follicular maturation, consisting of increases in cystic follicles and

decreases in *corpora lutea*, were observed at doses ≥ 0.016 mg/kg/day (approximately 0.3 times the human clinical exposure based on AUC). All of these effects were reversible following an off-treatment period and likely attributable to the pharmacology of trametinib. However, in adult rat and dog toxicity studies up to 13 weeks in duration, there were no treatment effects observed on male reproductive tissues; although systemic exposure to trametinib was at sub-therapeutic levels.

Pregnancy: In reproductive toxicity studies in rats, maternal and developmental toxicity (decreased foetal weights) were seen at ≥ 0.031 mg/kg/day (approximately 0.3 times human clinical exposure based on AUC). In pregnant rabbits, maternal toxicity and post-implantation loss, including total loss of pregnancy, and foetal toxicity, consisting mainly of incomplete ossification defects, occurred at ≥ 0.039 mg/kg/day (approximately 0.1 times human clinical exposure based on AUC) and a low incidence of skeletal malformations was seen at ≥ 0.077 mg/kg/day (approximately 1/6th the human therapeutic AUC).

Juvenile Toxicity

In a juvenile toxicity study, trametinib was administered orally to rats from postnatal day (PND) 7 until PND 45. The principal toxicities observed were on growth (reduced bodyweight gain and shorter long bone length). Adverse microscopic findings included changes in the bone (physeal thickening/degeneration, necrosis/increased resorption/chondrocyte retention in the primary spongiosa, and physeal region widening) at all doses (≥ 0.3 times adult human clinical exposure based on AUC), mineralization and/or degeneration in various organs, primarily stomach at all doses and also eye (corneal mineralization/dystrophy), kidney, aortic arch and nasal cavity/sinuses; and changes in the skin (acanthosis, ulceration/erosion, and/or inflammation) and liver (necrosis) at $\geq 0.025/0.17$ mg/kg (≥ 0.8 times adult human clinical exposure based on AUC). Soft tissue mineralization was associated with increased serum phosphorus.

Increased heart weight without microscopic changes was observed at 0.05/0.35 mg/kg/day (1.6 times adult human clinical exposure based on AUC).

Slight delays in hallmarks of female sexual maturation (vaginal opening and increased incidence of prominent terminal end buds within the mammary gland), accompanied by lower ovarian weights and lower numbers of corpora lutea, and slight hypertrophy of the surface epithelium of the uterus were observed at 0.05/0.35 mg/kg/day.

The majority of findings were reversible with the exception of the bone, serum phosphorus and soft tissue mineralization (including corneal mineralization and dystrophy), which progressed/worsened during the off-drug period. Also, kidney tubular basophilia and higher heart weights were still present at end of recovery period.

Corneal dystrophy, which occurred at doses ≥ 0.3 times adult human clinical dose based on AUC comparisons, and increased heart weight had not been observed in adult animals given trametinib.

REFERENCES

1. Abe H, Kikuchi S, Hayakawa K, et al. Discovery of a highly potent and selective MEK inhibitor: GSK1120212 (JTP-74057 DMSO solvate). *ACS Med Chem Lett.* 2011; 2:320-324.
2. Falchook GS, Lewis KD, Infante JR, Gordon MS, Vogelzang NJ, DeMarini DJ, et al. Activity of the oral MEK inhibitor trametinib in patients with advanced melanoma: a phase 1 dose-escalation trial. *Lancet Oncol.* 2012; 13(8):782-9.
3. Flaherty KT, Robert C, Hersey P, Nathan P, Garbe C, Milhem M, et al. Improved Survival with MEK Inhibition in BRAF-Mutated Melanoma. *N Engl J Med.* 2012; 367(2):107-14.
4. Gilmartin AG, Bleam MR, Groy A, et al. GSK1120212 (JTP-74057) is an inhibitor of MEK activity and activation with favorable pharmacokinetic properties for sustained *in vivo* pathway inhibition. *Clin Cancer Res.* 2011;17(5):989-1000.
5. Infante JR, Fecher LA, Falchook GS, Nallapareddy S, Gordon MS, Becerra C, et al. Safety, pharmacokinetic, pharmacodynamic, and efficacy data for the oral MEK inhibitor trametinib: a phase 1 dose-escalation trial. *Lancet Oncol.* 2012; 13(8):773-81.
6. Jing J, Greshock J, Holbrook JD, et al. Comprehensive predictive biomarker analysis for MEK inhibitor GSK1120212. *Mol Cancer Ther.* 2012;11(3):720–729.
7. Long GV, Stroyakovskiy D, Gogas H, Levchenko E, de Braud F, Larkin J et al. Combined BRAF and MEK Inhibition versus BRAF Inhibition Alone in Melanoma. *N. Engl. J. Med.* 2014; 371: 1877-1888.
8. Product Monograph TAFINLAR (dabrafenib mesylate) 50 mg and 75 mg. Novartis Pharmaceuticals Canada Inc.
9. Solit DB, Garraway LA, Pratilas CA, et al. BRAF mutation predicts sensitivity to MEK inhibition. *Nature.* 2006;439:358-362.
10. Long GV, Hauschild A, Santinami M et al. Adjuvant Dabrafenib plus Trametinib in Stage III BRAF-Mutated Melanoma, *N Engl J Med.* 2017;377(19):1813-23.

PART III: CONSUMER INFORMATION**PrMEKINIST®
Trametinib Tablets**

This leaflet is part III of a three-part "Product Monograph" published when MEKINIST® was approved for sale in Canada and is designed specifically for Consumers. This leaflet is a summary and will not tell you everything about MEKINIST. Contact your doctor or pharmacist if you have any further questions about the drug.

ABOUT THIS MEDICATION**What the medication is used for:**

MEKINIST can be taken **by itself or with dabrafenib**. When you take MEKINIST with dabrafenib, read both leaflets.

MEKINIST should only be used for people who have a cancer that has a certain change in a gene called "BRAF". Before taking MEKINIST, you should have your cancer tested for this gene. Your doctor will take a tumour tissue sample to test whether MEKINIST is suitable for you.

Taking MEKINIST **by itself** is used for the following:

- to treat a type of skin cancer called melanoma. This type of melanoma cannot be removed by surgery or has spread to other parts of the body.

Taking MEKINIST **with dabrafenib** is used for the following:

- to treat a type of skin cancer called melanoma. This type of melanoma cannot be removed by surgery or has spread to other parts of the body.
- to help prevent melanoma from coming back. This is after the skin cancer was completely removed by surgery.
- to treat a type of lung cancer. This type of cancer is called non-small cell lung cancer. These drugs are used together when this cancer has spread to other parts of the body.

What it does:

MEKINIST targets proteins activated by the changed (mutated) BRAF gene. This slows down or stops the growth of cancer cells.

When it should not be used:

Do not use MEKINIST if you are allergic to trametinib, or any of the other ingredients in MEKINIST.

What the medicinal ingredient is:

Trametinib

What the important nonmedicinal ingredients are:

Croscarmellose sodium, hypromellose, magnesium stearate, mannitol, microcrystalline cellulose, silicon dioxide (colloidal), and sodium lauryl sulphate.

Tablet coating: hypromellose, iron oxide yellow (0.5 mg tablets), iron oxide red (2 mg tablets), polyethylene glycol, polysorbate 80 (2 mg tablets), and titanium dioxide.

What dosage forms it comes in:

MEKINIST is available as film-coated tablets in strengths of 0.5 mg or 2 mg.

WARNINGS AND PRECAUTIONS**Serious Warnings and Precautions**

MEKINIST should be prescribed and managed by a physician experienced in the administration of anti-cancer drugs. Serious side effects include:

- Heart problems
- Eye problems
- Lung complications
- Skin problems, including serious cases of rash, with or without infections
- Blood clots in the veins (deep vein thrombosis) and in the lung (pulmonary embolism)
- Serious bleeding into organs (brain, lung, stomach and bowels)

Other serious side effects when taking MEKINIST with dabrafenib include:

- Severe fever

BEFORE you use MEKINIST talk to your doctor or pharmacist if you:

- Are pregnant, may be pregnant or are planning to become pregnant. You must use effective birth control while you are taking MEKINIST and for 4 months after you stop taking it. Pills, patches and injections are not effective in preventing pregnancies when you are taking MEKINIST with dabrafenib, because they will not work as well. Use other birth control methods when taking the two drugs together. You must make sure that you do not get pregnant while using MEKINIST, but if you do, inform your doctor immediately. MEKINIST can harm an unborn baby.
- Are breastfeeding. Do not breastfeed if you are taking MEKINIST.

- Have any **heart problems** such as heart failure or problems with the way your heart beats. Your doctor should check your heart function before you start taking MEKINIST and during treatment.
- Have any **eye problems** including blockage of the vein draining the eye (retinal vein occlusion) or swelling in the eye which may be caused by fluid blockage (chorioretinopathy). Your doctor may arrange for you to have an eye exam before you take MEKINIST and while you are taking it.
- Have any **skin problems** including rash or acne-like rash.
- Have any **lung or breathing problems**, including difficulty in breathing often accompanied by a dry cough, shortness of breath and fatigue. Your doctor may arrange to check your lung function before you start taking MEKINIST.
- Have **high blood pressure** (hypertension).
- Have **liver or kidney problems**.
- Have had **blood clots**.
- Have or have had **bleeding problems**.

BEFORE you use MEKINIST with dabrafenib refer also to the dabrafenib leaflet. Also talk to your doctor if you:

- Are a male. Men who take MEKINIST with dabrafenib may have a reduced count of sperm due to dabrafenib; this may not return to normal levels after you stop taking dabrafenib.
- Have a low number of white blood cells (*neutropenia*).
- Have or have had a heart rhythm disorder such as irregular heartbeat, prolongation of the QT interval or any risk factors for Torsade de Pointes (dangerous rapid fluttering of the heart) such as diabetes, low potassium, magnesium or calcium levels, or a history of low heart rate, fainting, or loss of consciousness.
- Have heart valve problems.
- Have elevated blood sugar levels (*diabetes*).
- Plan to have surgery, dental or other medical procedures.

MEKINIST is not recommended in children and adolescents (< 18 years of age).

Heart Problems: MEKINIST can affect how well your heart pumps with each beat. People may be more likely to develop this side effect if they have an existing heart problem. You will be checked for any heart problems while you are taking MEKINIST. Signs and symptoms of heart problems include:

- Feeling like your heart is pounding, racing, or beating irregularly
- Dizziness
- Tiredness
- Feeling lightheaded
- Shortness of breath
- Swelling in the legs

Eye (Vision) Problems: MEKINIST can cause eye problems, including blindness. MEKINIST is not recommended if you have ever had, or are at risk of certain eye conditions including blockage of the vein draining the eye (retinal vein occlusion). Your doctor may advise an eye exam before you take MEKINIST and while you are taking it. Your doctor will ask you to stop taking MEKINIST and refer you to a specialist, if you develop signs and symptoms in your vision that include:

- Colour dots
- Halo (seeing a blurred outline around objects)
- Blurred vision

Lung problems: MEKINIST can cause lung complications such as interstitial lung disease or pneumonitis and in some cases these have been fatal.

Skin Problems: MEKINIST can cause rash, acne-like rash and infections. Tell your doctor if you develop a rash.

Blood Clots: MEKINIST can cause blood clots in your arms and legs, which can travel to your lungs and can lead to death. Get medical help right away if you have any of the following symptoms:

- Chest pain
- Sudden shortness of breath or trouble breathing
- Pain in your legs with or without swelling
- Swelling in your arms or legs, especially one larger than the other
- A cool or pale arm or leg

Bleeding problems: MEKINIST can cause serious bleeding problems, including in your brain, stomach, or bowel, and can lead to death. Call your doctor and get medical help right away if you have any unusual signs of bleeding including:

- Headaches, dizziness, or feeling weak
- Coughing up blood or blood clots
- Vomiting blood or your vomit looks like “coffee grounds”
- Red or black stools that look like tar

Gastrointestinal problems: MEKINIST can cause diarrhoea, pain in your abdomen and fever. These are possible signs of an inflamed colon. Taking MEKINIST can also increase the risk of getting holes in the wall of your intestines or stomach. This is an uncommon event. Tell your doctor if you get problems in your stomach or intestines. Also tell your doctor if you get severe abdominal pain.

Muscle problems: MEKINIST can result in the breakdown of muscle (rhabdomyolysis). Tell your doctor as soon as possible if you get any of these symptoms:

- Muscle pain that you cannot explain, muscle tenderness or weakness
- Generalized weakness (especially if you don't feel well)
- Brownish or discoloured urine

Fever (high temperature > 38.5°C): Taking MEKINIST with dabrafenib may cause severe fever. Stop taking dabrafenib and tell your doctor immediately if you get a fever.

In some cases, people with fever may develop chills, low blood pressure, dizziness and kidney problems. For these complications or if the fever is severe, your doctor may recommend that you stop taking both MEKINIST and dabrafenib while they treat the fever with other medicines. Once controlled, your doctor may recommend that you start taking MEKINIST and dabrafenib again.

Decrease in white blood cells (neutropenia): Taking MEKINIST with dabrafenib can cause a decrease in a certain kind of white blood cells that may lead to infection which can be life-threatening, or to unexpected bruising or bleeding. Your doctor will monitor you periodically. Signs that certain white cell counts are low may include:

- Symptoms of infection (fever, chills, sore throat)
- Bruise or bleed easily
- Cold

Liver problems: Taking MEKINIST with dabrafenib can cause problems with your liver which may develop into serious conditions such as hepatitis and liver failure, which may be fatal. Your doctor will monitor you periodically. Signs that your liver may not be working properly may include:

- Loss of appetite
- Feeling sick (nausea)
- Being sick (vomiting)
- Pain in your stomach (abdomen)
- Yellowing of your skin or the whites of your eyes (jaundice)
- Dark-coloured urine
- Itching of your skin

INTERACTIONS WITH THIS MEDICATION

Tell your doctor and pharmacist about all the medicines you take including prescription and non-prescription medicines, vitamins, and herbal supplements.

The following list includes some, but not all, of the drugs that may interact with MEKINIST to affect the electrical activity of your heart:

- Antiarrhythmics (drugs that stabilize the heart rhythm function, such as quinidine, procainamide, amiodarone, sotalol, etc.)
- Beta-blockers used to lower blood pressure
- HIV protease inhibitors

It is important to take MEKINIST without food, because food may affect the way MEKINIST is absorbed into your body.

PROPER USE OF THIS MEDICATION

Female patients compared to male patients who took combination therapy to help prevent melanoma from coming back after surgery had more side effects and serious side effects that caused:

- More dose decreases.
- More dose interruptions.
- More need to stop the drug treatment.

Usual dose:

Taking MEKINIST by itself: the usual dose of MEKINIST is one 2 mg tablet once a day.

Taking MEKINIST with dabrafenib: the usual dose is 2 mg of MEKINIST once a day with two 75 mg capsules of dabrafenib (150 mg) twice a day (a total of four capsules a day).

How to take MEKINIST either by itself or with dabrafenib:

Take MEKINIST on an empty stomach at least one hour before or two hours after food.

Swallow the tablet with a full glass of water.

Take MEKINIST at about the same time each day.

If you take MEKINIST with dabrafenib, take MEKINIST with either the morning or the evening dose of dabrafenib. Take dabrafenib at about the same time two times each day.

Always take MEKINIST exactly as your doctor has told you to. Your doctor may decide that you should take a lower dose if you get side effects.

Do not take the morning and evening doses of dabrafenib at the same time, and do not take more than one dose of MEKINIST a day.

Do not take more MEKINIST than your doctor has recommended.

Overdose:

In case of drug overdose, contact a health care practitioner, hospital emergency department or regional Poison Control Centre immediately, even if there are no symptoms.

Missed Dose:

If you miss a dose, take it as soon as you remember. Do not take it if it is close (within 12 hours) to your next dose. Just take the next dose at your regular time. **Do not take more than 1 dose of MEKINIST at a time.**

SIDE EFFECTS AND WHAT TO DO ABOUT THEM

Side effects that can occur when you take MEKINIST are:

Very common side effects – these may affect more than 1 in 10 people:

- Diarrhoea
- Feeling sick (*nausea*), being sick (vomiting)
- Constipation
- Stomach ache (abdominal pain)
- Dry mouth
- Lack of energy or feeling weak, sick or tired (*asthenia* including malaise and fatigue)
- Swelling of hands or feet (*oedema peripheral*)
- Unusual hair loss or thinning (*alopecia*)
- Cough
- Shortness of breath, laboured breathing (*dyspnoea*)
- Bleeding (from the gums, eyes, lungs, vagina, rectum and blood in urine) (*haemorrhage*)
- High blood pressure - MEKINIST can cause new or worsening high blood pressure (*hypertension*). Your doctor should check your blood pressure during treatment with MEKINIST. Tell your doctor if you develop high blood pressure, your blood pressure worsens, or you have severe headache, light-headedness, or dizziness.

Very common side effects that may show up in your blood tests:

- Abnormal blood test results related to the liver

Common side effects – these may affect up to 1 in 10 people:

- Inflammation of the follicles in the skin
- Skin rash with pus-filled blisters (*rash pustular*)
- Redness, chapping or cracking of the skin (*skin fissure*)
- Infection of the skin (*cellulitis*)
- Nail disorders such as nail bed changes, nail pain, infection and swelling of the cuticles
- Skin effect such as rash, wart-like growths, or redness and/or swelling
- Possibly peeling on the palms, fingers and soles of the feet which may be accompanied by tingling sensation and burning pain (*palmar plantar erythrodysesthesia syndrome*)
- Nose bleeds (*epistaxis*)
- Sore mouth or mouth ulcers (*stomatitis*)
- Inflammation of mucous membranes
- Swelling of the face, localized tissue swelling (*face oedema*)
- Eyesight problems (blurred vision)
- Swelling around the eyes (*periorbital oedema*)
- Tiredness, chest discomfort, light headedness pain, palpitations (*ejection fraction decreased*)

- Changes in how the heart pumps blood (*left ventricular dysfunction*)
- Slow heart rate (*bradychardia*)
- Dehydration (low levels of water or fluid)
- Splitting of the light-sensitive membrane in the back of the eye from its supporting layers (*retinal detachment*)
- Swelling in the eyes caused by leaking fluid. This can cause blurred vision. (*chorioretinopathy*)

Common side effects that may show up in your blood tests:

- Decreased red blood cells (*anaemia*)
- Abnormal test related to creatine phosphokinase, an enzyme found mainly in heart, brain, and skeletal muscle

Uncommon side effects – these may affect up to 1 in 100 people:

- Swelling of nerves at the back of the eye (*papilloedema*)

Refer to the dabrafenib Consumer Information leaflet for possible side effects when MEKINIST is taken with dabrafenib.

In addition to the above, other side effects that can occur when you take MEKINIST with dabrafenib are:

Very common side effects - these may affect more than 1 in 10 people:

- Decreased appetite
- Chills
- Headache
- Dizziness
- Urinary tract infections
- Nasal inflammation (*nasopharyngitis*)
- Pain in the hands or feet (pain in extremity)
- Joint pain (*arthralgia*)
- Muscle pain (*myalgia*)
- Weight decreased
- Thickening of the outer layers of the skin (*hyperkeratosis*)
- Muscle spasms
- Low blood pressure (*hypotension*)
- Tiredness, chills, sore throat, joint or muscles aching (flu-like illness)

Very common side effects that may show up in your blood tests:

- Low levels of a type white blood cells (*neutropenia*)
- Low sodium (*hyponatraemia*)

Common side effects – affects less than 1 in 10 but more than 1 in 100 people:

- Night sweats
- Brown or yellowish thickening of skin (*seborrhoeic keratosis*)

- Skin tags (*acrochordon*)
- Excessive sweating (*hyperhidrosis*)
- Rough scaly patches of skin (*actinic keratosis*)
- Wart-like growths
- Inflammation of the fatty layer underneath the skin (*panniculitis*)
- Papilloma (a type of harmless (*benign*) skin cancer)
- Skin lesions
- Weight increased

Common side effects that may show up in your blood tests:

- Decrease in the number of blood platelets (cells that help blood clot)
- Decrease in a type of white blood cells (*leukopenia*)
- Increase in some substances (enzymes) produced by the liver
- Low levels of phosphate in the blood (*hypophosphatemia*)
- Low levels of sodium in the blood
- Increase in blood sugar (glucose)

Uncommon side effects – affects less than 1 in 100 but more than 1 in 1000 people:

- Inflammation of the kidneys (*nephritis*)
- Kidney disorders that may result in decreased urine output (*kidney failure*)
- Inflammation of the pancreas causing strong abdominal pain (*pancreatitis*)

Tell your doctor or pharmacist if any of the side effects listed are or becomes severe or troublesome, or if you notice any side effects not listed in this leaflet.

SERIOUS SIDE EFFECTS, HOW OFTEN THEY HAPPEN AND WHAT TO DO ABOUT THEM			
Symptom / effect		Talk with your doctor or pharmacist	Stop taking drug and call your doctor or pharmacist
Very Common	Dermatitis acneiform: Skin rash, acne-like rash, redness of the face, dry or itching skin	✓	
	Serious bleeding problems: headaches, dizziness or feeling weak, coughing up blood or blood clots, vomiting blood or vomit looking like “coffee grounds”, red or black stools that look like tar		✓
Very Common (when MEKINIST is taken with dabrafenib)	Fever (high temperature > 38.5°C – 40°C)	✓	
	Fever (high temperature > 40°C) or any fever accompanied by rigors, chills, low blood pressure or kidney problems		✓
	Oedema: generalised swelling		✓
Common	Blood clots: chest pain, sudden shortness of breath or trouble breathing, pain in your legs with or without swelling, swelling in your arms and legs, a cool or pale arm or leg		✓
	Pulmonary embolism (blood clot in the lung): sharp chest pain, coughing up blood, or sudden shortness of breath. Difficulty breathing, fainting, rapid heart rate, bluish skin.		✓

SERIOUS SIDE EFFECTS, HOW OFTEN THEY HAPPEN AND WHAT TO DO ABOUT THEM			
Symptom / effect		Talk with your doctor or pharmacist	Stop taking drug and call your doctor or pharmacist
Common (when MEKINIST is taken with dabrafenib)	Cutaneous squamous cell cancer including keratoacanthomas (skin sore, wart, or reddish bump that bleeds or does not heal)	✓	
	Acute pancreatitis: acute, severe upper stomach pain		✓
	Tubulointerstitial nephritis: high or low urine output, drowsiness, confusion, nausea as a sign of an inflamed kidney		✓
	Uveitis (red, swollen eye): eye pain, burning or sensitive to light. Blurred vision. Headache.		✓
Uncommon	Heart problems: feeling like your heart is pounding, racing, or beating irregularly, dizziness, tiredness, feeling lightheaded, shortness of breath, and swelling in the legs	✓	

SERIOUS SIDE EFFECTS, HOW OFTEN THEY HAPPEN AND WHAT TO DO ABOUT THEM			
Symptom / effect		Talk with your doctor or pharmacist	Stop taking drug and call your doctor or pharmacist
	Eye (vision) problems: Seeing flashes of light, colour or black dots (floaters), blurred outline around objects (halo), partial loss of vision. These problems can arise from: <ul style="list-style-type: none"> ▪ Retinal Vein Occlusion (RVO): Blurred or reduced vision. This usually happens in one eye and could occur abruptly ▪ Retinal Pigment Epithelial Detachment (RPEP): Blurred or distorted vision 	✓	
	Lung complications (pneumonitis/ILD - inflammation of the lung): shortness of breath and cough		✓
	Allergic reaction: Rash, hives, swelling of the face, lips, tongue or throat, difficulty swallowing or breathing		✓
	Gastrointestinal complications: severe stomach pain, chills, fever, nausea, vomiting of blood, black or bloody stools, holes in the intestinal wall		✓
Uncommon (when MEKINIST is taken with dabrafenib)	New melanoma (mole which has irregular shape, border, or colour, is growing, or changing shape or colour, new skin lesion)	✓	

SERIOUS SIDE EFFECTS, HOW OFTEN THEY HAPPEN AND WHAT TO DO ABOUT THEM

Symptom / effect		Talk with your doctor or pharmacist	Stop taking drug and call your doctor or pharmacist
	Pancreatitis (inflammation of the pancreas causing strong abdominal pain)	✓	
	Rhabdomyolysis: muscle pain that you cannot explain, muscle tenderness or weakness, generalized weakness (especially if you don't feel well), brownish or discoloured urine	✓	

This is not a complete list of side effects. For any unexpected effects while taking MEKINIST, contact your doctor or pharmacist.

HOW TO STORE IT

Keep out of the reach and sight of children.

Store in a refrigerator between 2-8°C in the original package. This medicine is to be protected from light and moisture. Do not remove desiccant.

The bottle should not be removed from refrigerated conditions for more than 30 days.

REPORTING SUSPECTED SIDE EFFECTS

You can report any suspected adverse reactions associated with the use of health products to the Canada Vigilance Program by one of the following 3 ways:

- Report online at www.healthcanada.gc.ca/medeffect
 Call toll-free at 1-866-234-2345
 Complete a Canada Vigilance Reporting Form and:
 - Fax toll-free to 1-866-678-6789, or
 - Mail to: **Canada Vigilance Program
 Health Canada
 Postal Locator 1908C
 Ottawa, Ontario
 K1A 0K9**

Postage paid labels, Canada Vigilance Reporting Form and the adverse reaction reporting guidelines are available on the MedEffect™ Canada Web site at www.healthcanada.gc.ca/medeffect.

NOTE: Should you require information related to the management of side effects, contact your health professional. The Canada Vigilance Program does not provide medical advice.

MORE INFORMATION

This document plus the full product monograph, prepared for health professionals can be found at:

www.novartis.ca or by contacting the sponsor,

Novartis Pharmaceuticals Canada Inc.
 385 Bouchard Blvd.
 Dorval, Quebec
 H9S 1A9
 1-800-363-8883

This leaflet was prepared by:
 Novartis Pharmaceuticals Canada Inc.

Last revised: September 21, 2018

MEKINIST is a registered trademark